

RU2YX

FAST RECOVERY RECTIFIER DIODE

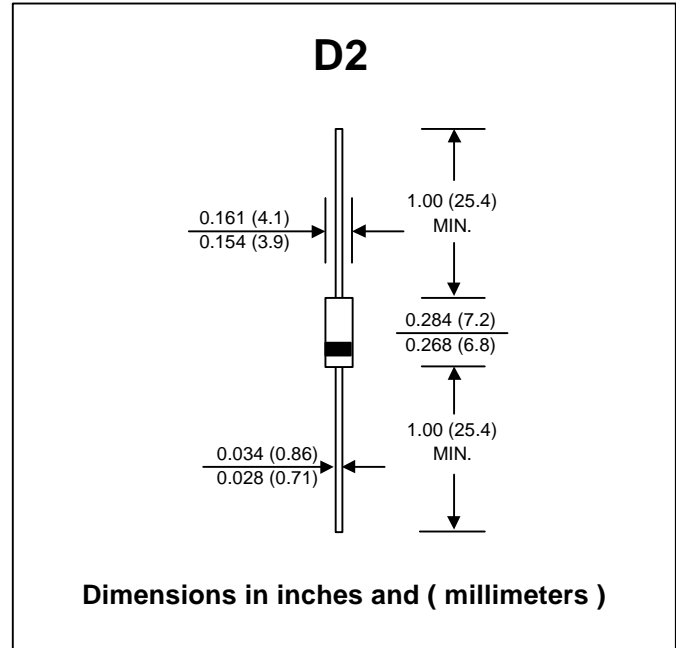
PRV : 100 Volts
Io : 1.5 Amperes

FEATURES :

- * High current capability
- * High surge current capability
- * High reliability
- * Low reverse current
- * Low forward voltage drop
- * Fast switching for high efficiency

MECHANICAL DATA :

- * Case : D2 Molded plastic
- * Epoxy : UL94V-O rate flame retardant
- * Lead : Axial lead solderable per MIL-STD-202, Method 208 guaranteed
- * Polarity : Color band denotes cathode end
- * Mounting position : Any
- * Weight : 0.465 gram



MAXIMUM RATINGS AND ELECTRICAL CHARACTERISTICS

Rating at 25 °C ambient temperature unless otherwise specified.

Single phase, half wave, 60 Hz, resistive or inductive load.

For capacitive load, derate current by 20%.

RATING	SYMBOL	VALUE	UNIT
Maximum Peak Reverse Voltage	V_{RM}	100	V
Maximum Peak Reverse Surge Voltage	V_{RSM}	100	V
Maximum Average Forward Current	$I_{F(AV)}$	1.5	A
Maximum Peak Forward Surge Current (50 Hz, Half-cycle, Sinewave, Single Shot)	I_{FSM}	30	A
Maximum Forward Voltage at $I_F = 1.2 A$	V_F	0.95	V
Maximum Reverse Current at $V_R = V_{RM}$ $T_a = 25\text{ }^\circ\text{C}$	I_R	10	μA
Maximum Reverse Current at $V_R = V_{RM}$ $T_a = 100\text{ }^\circ\text{C}$	$I_{R(H)}$	300	μA
Maximum Reverse Recovery Time (Note 1)	T_{rr}	200	ns
Junction Temperature Range	T_J	- 40 to + 150	$^\circ\text{C}$
Storage Temperature Range	T_{STG}	- 40 to + 150	$^\circ\text{C}$

Notes :

(1) Reverse Recovery Test Conditions : $I_F = 10\text{ mA}$, $I_{RP} = 10\text{ mA}$.

RATING AND CHARACTERISTIC CURVES (RU2YX)

FIG.1 - REVERSE RECOVERY TIME CHARACTERISTIC AND TEST CIRCUIT DIAGRAM

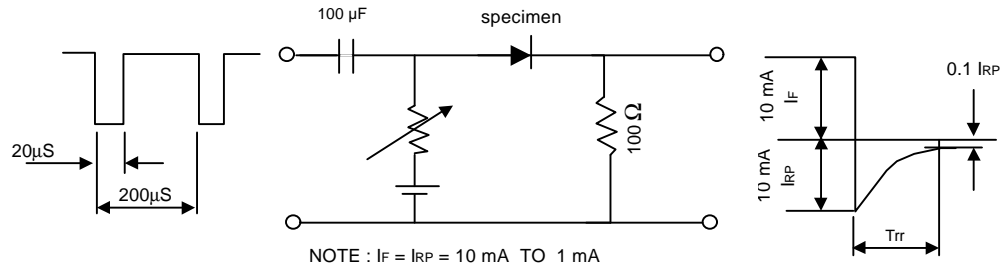


FIG.2 - DERATING CURVE FOR OUTPUT RECTIFIED CURRENT

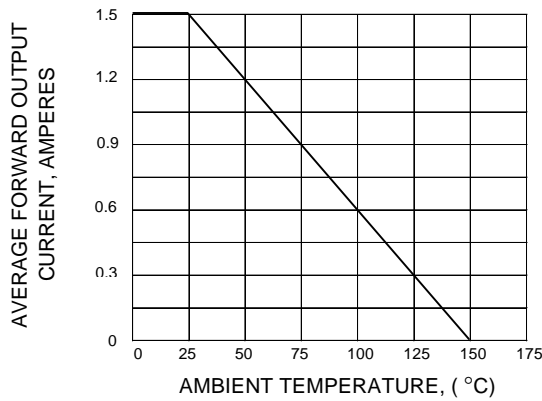


FIG.3 - MAXIMUM NON-REPETITIVE PEAK FORWARD SURGE CURRENT

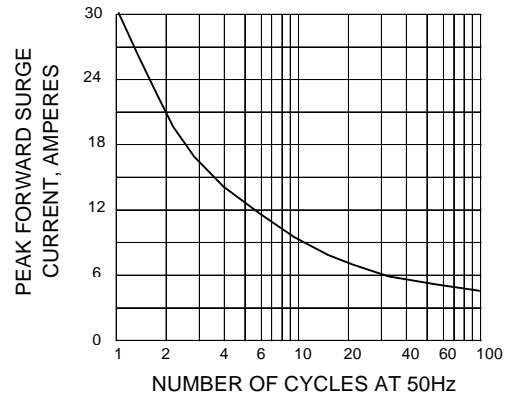


FIG.4 - TYPICAL FORWARD CHARACTERISTICS

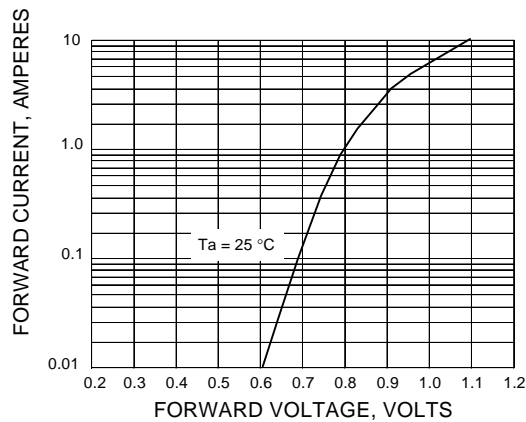


FIG.5 - TYPICAL REVERSE CHARACTERISTICS

