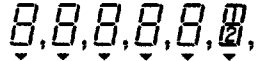
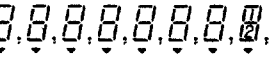



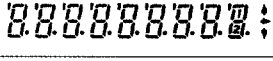

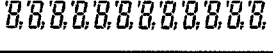
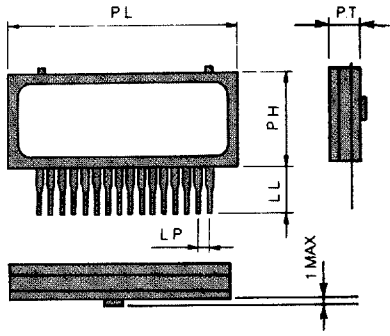


Table 4 For ECR and Others

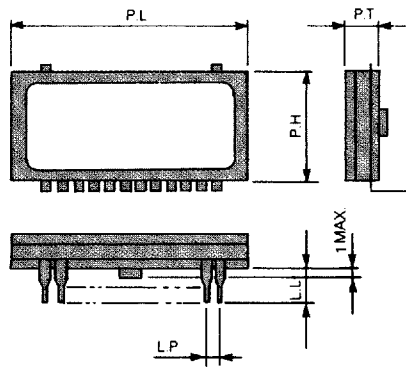
Type No.	No. of Digits (Digits × lines)	Character Format, Symbol									Fig. No.
			C.H (mm)	C.W (mm)	P.H (mm)	P.L (mm)	P.T (mm)	L.P (mm)	L.L (mm)		
FIP6A13C	6		13.0	6.5	39.0±1.0	108.0±1.0	8.0±0.7	2.54	10.0	A-2	
FIP8B11C	8		10.5	5.0	33.0±1.0	98.0±1.0	8.0±0.7	2.54	10.0	C-2	
FIP9H8	9		7.6	4.0	23.0±1.0	93.0±1.0	6.5±0.7	2.54	38.0	C-1	
FIP9B10D	9		10.0	4.8	31.0±1.0	112.0±1.0	8.0±0.7	2.54	11.0	C-1	
FIP9G13A	9		12.5	6.2	33.0±1.0	125.0±1.0	8.0±0.7	2.54	14.0	C-2	
FIP11F10	11		9.6	4.2	24.5±1.0	113.0±1.0	7.5±0.7	2.54	16.0	A-1	
FIP11B13B	11		18.0	6.0	33.0±1.0	147.0±1.0	8.0±0.7	2.54	7.4	D-3	
FIP13Y8A	13		8.0	3.3	20.5±1.0	112.0±1.0	6.1±0.5	2.54	36.0	A-2	

											Note
Mode of Fil.	Ef (Vr.m.s.)	If (mA.r.m.s.)	Mode of Ope.	$e_b = e_c$ (V_{p-p}) $*E_b = E_c$ (Vdc)	Duty	Ek (Vdc)	ib/dig (mA)	ic/dig (mA)	(cd/m ²)	(fL)	
AC	3.5	126	dynamic	35	1/16	7	6.0	10.0	690	(200)	
AC	3.6	108	dynamic	47	1/32	6	6.0	8.0	620	(180)	
AC	3.2	75	dynamic	25	1/14	5	6.0	7.0	1000	(292)	
AC	3.5	75	dynamic	30	1/16	6	3.2	4.5	580	(170)	
AC	3.9	140	dynamic	29	1/16	5	7.5	7.5	690	(200)	
AC	4.8	78	dynamic	25	1/15	9.5	4.0	4.0	690	(200)	
AC	5.5	78	dynamic	35	1/19	7	5.5	6.5	900	(263)	
AC	4.2	55	dynamic	26	1/16	4	3.0	3.0	700	(200)	

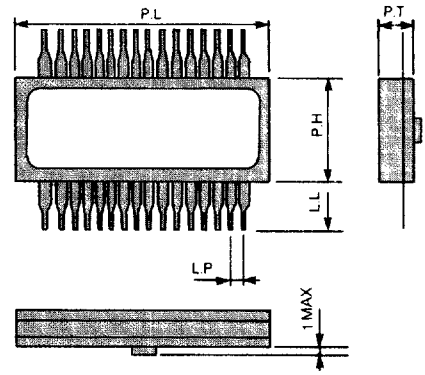
C-1



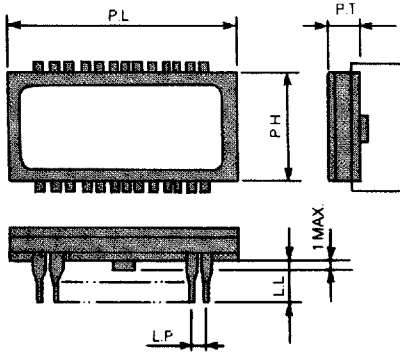
C-2



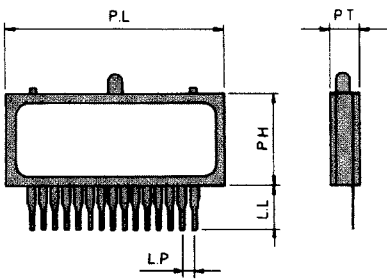
C-3



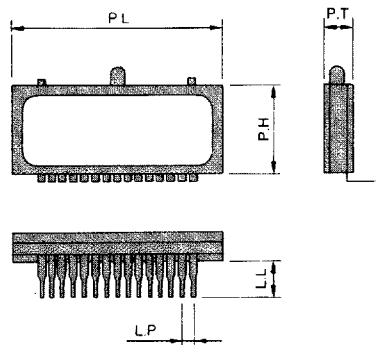
C-4



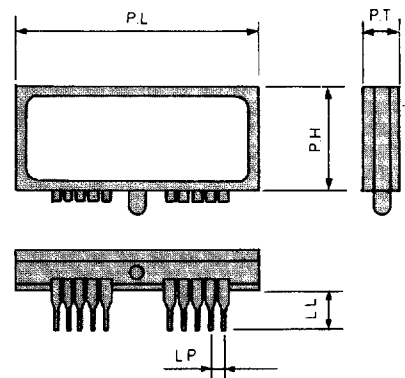
D-1



D-2



D-3



D-4

