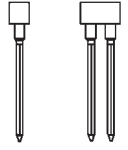


#### PCB receptacles with wire-wrap posts

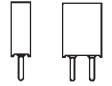
Accept square pins  $\square$  0.635 mm and round pins  $\varnothing$  0.70–0.80 mm




For corresponding pin connectors see pages 30 to 35



#### Receptacles, solder tail

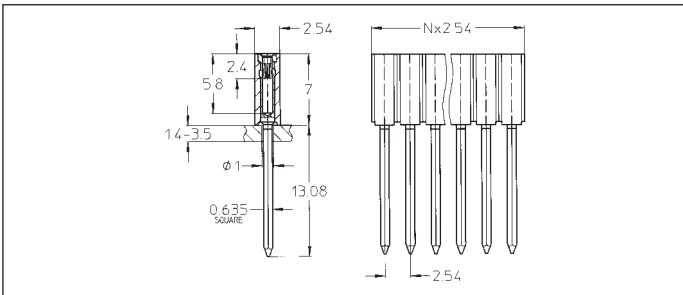
for pins  $\varnothing$  0.95–1.05 mm



Platings	Sleeve 	Clip 	Pin 
91	5 $\mu$ m Sn Pb	0.25 $\mu$ m Au	
93	5 $\mu$ m Sn Pb	0.75 $\mu$ m Au	
99	5 $\mu$ m Sn Pb	5 $\mu$ m Sn Pb	

#### Ordering information

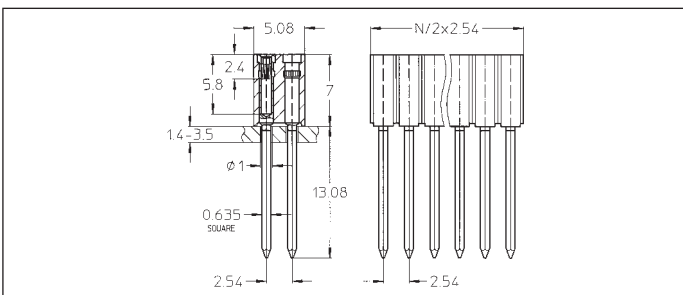
Replace **xxx** with the number of poles, e.g. 803-91-**xxx**-10-004 for a double row version with 8 pins per row becomes: 803-91-**016**-10-004



801-91-xxx-53-001 **B**  
801-93-xxx-53-001

Wire-wrap receptacle: single row, 3 levels

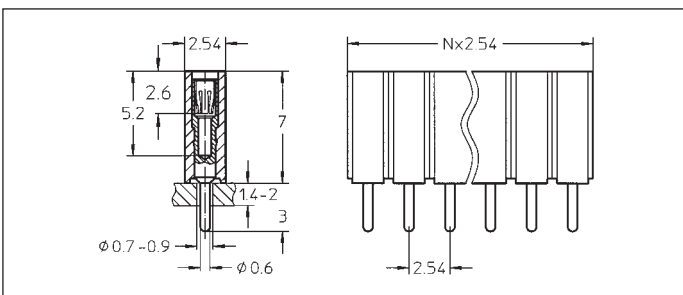
Availability from: 1 to 50 contacts  
Standard number of contacts 24, 28, 29, 30, 36, 42, 48, 50



803-91-xxx-53-001 **B**  
803-93-xxx-53-001

Wire-wrap receptacle: double row, 3 levels

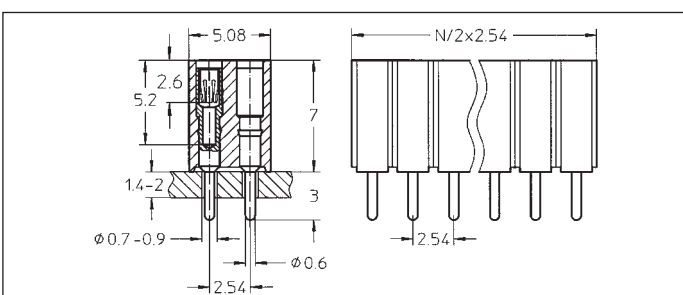
Availability from: 4 to 100 contacts  
Standard number of contacts 72 and 100



801-91-xxx-10-004  
801-93-xxx-10-004  
801-99-xxx-10-004

Straight receptacle: single row, accepts pin  $\varnothing$  0.95–1.05 mm

Availability from: 1 to 50 contacts  
Standard number of contacts 24, 28, 29, 30, 36, 42, 48, 50



803-91-xxx-10-004  
803-93-xxx-10-004  
803-99-xxx-10-004

Straight receptacle: double row, accepts pin  $\varnothing$  0.95–1.05 mm

Availability from: 4 to 100 contacts  
Standard number of contacts 72 and 100