

ADAM TECH

ADAM TECHNOLOGIES INC.

INTRODUCTION:

Adam Tech MTE/MTF Series wire housings and crimp contacts were developed as a low cost, high reliability method to attach wires to a PC board. Their compact bodies allow side-to-side and end-to-end stacking while mating with virtually any .025" sq. post pin header on .100" centerlines. Its four sided contact system offers a long wiping action and contact redundancy for superior performance.

FEATURES:

- Box contact design provides exceptional multi point contact
- Available in single row 2 thru 40 positions or dual row 4 thru 80 positions
- Side and end stackable

MATING OPTIONS:

Mates with Adam Tech PH and BHR Series and all industry standard compatible connectors on .100" centerlines with .025" sq. posts.

SPECIFICATIONS:

Material:

Insulator: Polybutylene Terephthalate (PBT), glass reinforced, thermoplastic, rated UL 94V-0

Contacts: Phosphor Bronze

Plating:

5 µin gold nom. (optional 30 µin) to MIL-G-45204, Type II, Grade C on contact area over 50 µin nickel underplate to QQ-N-290, Class 2, Grade C, gold flash on crimping area.

Electrical:

Operation voltage: 250 VAC max (22 AWG wire)

Current rating: 3 Amps max

Contact resistance: 20 mΩ max

Insulation resistance: 5000 MΩ min @ 1000 VDC between adjacent contacts (75°F and 50% R.H.)

Dielectric withstanding voltage: 1000 VAC min rms (sea level)

Mechanical:

Insertion force: 6 oz. max with .025" sq. pin

Withdrawal force: 3 oz. min with .025" sq. pin

Environmental:

Operating temperature: -65°C to +125°C

PACKAGING

Housing: Anti-static plastic bags

Contacts: 10,000 pc. chain on cardboard reel or 1000 pc. loose-cut in plastic bags

APPROVALS AND CERTIFICATIONS:


Recognized under the component program

of Underwriters Laboratories, Inc. No. E167232

Certified by Canadian Standards Association No. LR75112



WIRE HOUSING AND CRIMP CONTACT .100" [2.54] CENTERLINE SINGLE AND DUAL ROW MTE / MTF SERIES



ORDERING INFORMATION

HOUSING

MTE

10

SERIES INDICATOR

MTE = Single row housing
MTF = Dual row housing

POSITIONS

Single row MTE 2-40
Positions
Dual Row MTF 4-80
Positions

CRIMP CONTACT

MTE-C

R

SERIES INDICATOR

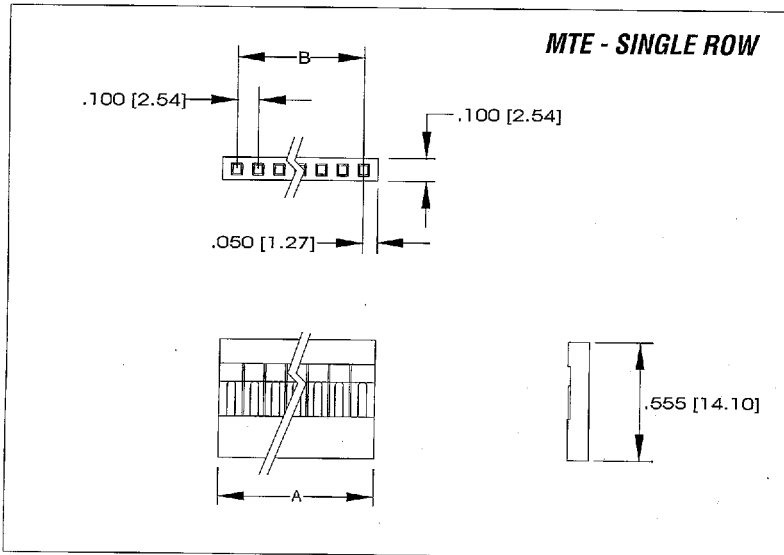
MTE-C = Crimp contact

PACKAGING

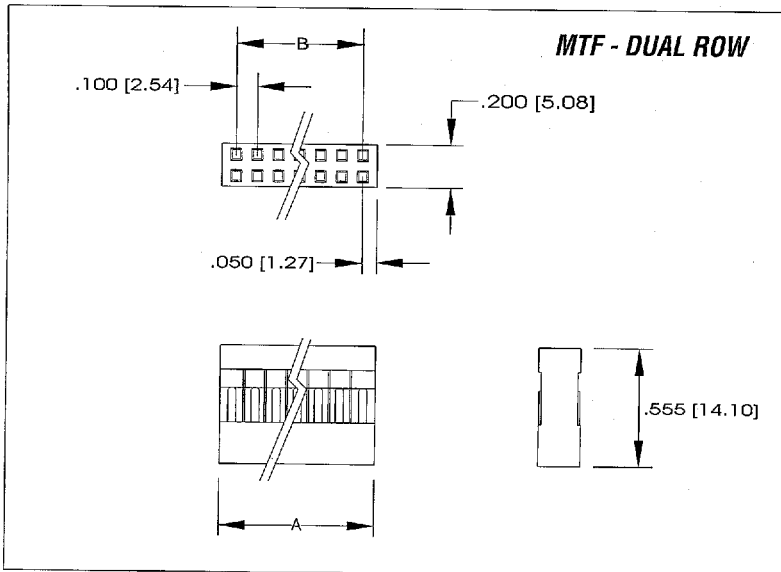
B = 1000 piece loose cut
R = 10,000 pieces on reel

WIRE HOUSING AND CRIMP CONTACT .100" [2.54] CENTERLINE SINGLE AND DUAL ROW MTE / MTF SERIES

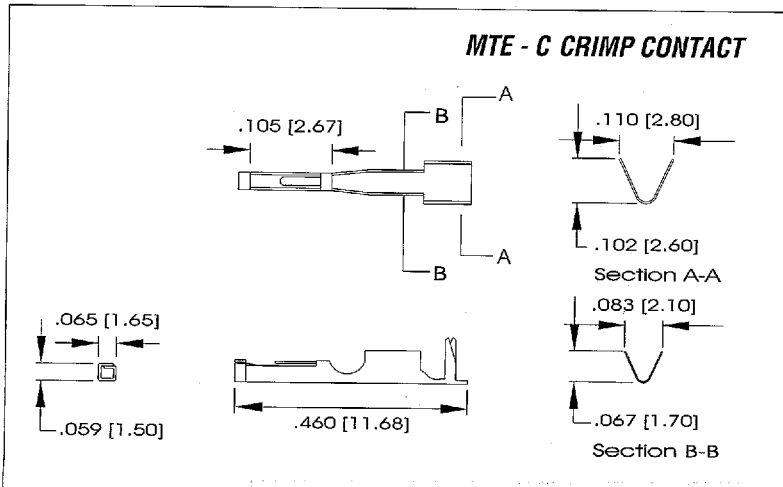
Unit: Inch / mm



A = .100 [2.54] x No. of Positions
B = .100 [2.54] x No. of Spaces



A = .100 [2.54] x No. of Positions Per Row
B = .100 [2.54] x No. of Spaces



POSITIONS SINGLE ROW	POSITIONS DUAL ROWS	A	B
2	4	.200 (5.08)	.100 (2.54)
3	6	.300 (7.62)	.200 (5.08)
4	8	.400 (10.16)	.300 (7.62)
5	10	.500 (12.70)	.400 (10.16)
6	12	.600 (15.24)	.500 (12.70)
7	14	.700 (17.78)	.600 (15.24)
8	16	.800 (20.32)	.700 (17.78)
9	18	.900 (22.86)	.800 (20.32)
10	20	1.000 (25.40)	.900 (22.86)
11	22	1.100 (27.94)	1.000 (25.40)
12	24	1.200 (30.48)	1.100 (27.94)
13	26	1.300 (33.02)	1.200 (30.48)
14	28	1.400 (35.56)	1.300 (33.02)
15	30	1.500 (38.10)	1.400 (35.56)
16	32	1.600 (40.64)	1.500 (38.10)
17	34	1.700 (43.18)	1.600 (40.64)
18	36	1.800 (45.72)	1.700 (43.18)
19	38	1.900 (48.26)	1.800 (45.72)
20	40	2.000 (50.80)	1.900 (48.26)
21	42	2.100 (53.34)	2.000 (50.80)
22	44	2.200 (55.88)	2.100 (53.34)
23	46	2.300 (58.42)	2.200 (55.88)
24	48	2.400 (60.96)	2.300 (58.42)
25	50	2.500 (63.50)	2.400 (60.96)
26	52	2.600 (66.04)	2.500 (63.50)
27	54	2.700 (68.58)	2.600 (66.04)
28	56	2.800 (71.12)	2.700 (68.58)
29	58	2.900 (73.66)	2.800 (71.12)
30	60	3.000 (76.20)	2.900 (73.66)
31	62	3.100 (78.74)	3.000 (76.20)
32	64	3.200 (81.28)	3.100 (78.74)
33	66	3.300 (83.82)	3.200 (81.28)
34	68	3.400 (86.36)	3.300 (83.82)
35	70	3.500 (88.90)	3.400 (86.36)
36	72	3.600 (91.44)	3.500 (88.90)
37	74	3.700 (93.98)	3.600 (91.44)
38	76	3.800 (96.52)	3.700 (93.98)
39	78	3.900 (99.06)	3.800 (96.52)
40	80	4.000 (101.60)	3.900 (99.00)

9017931 0000185 083