



20.3×16.8×20.2 JZC-22F 22.5×16.8×20.2 JZC-22F₂ 20.0×16.0×20.3 JZC-22F₃

JZC-22F JZC-22F₂ JZC-22F₃



CH0050402—2000

UL E158859



40001299

R9452085

Features

- Small size, light weight .Low coil power consumption.
- Switching capacity can reach 20A.
- PC board mounting.
- Suitable for household electrical appliance, automation system, electronic equipment, instrument and meter application.
- TV-5、 TV-8 Remote control TV receivers, monitor display, audio equipment high and rushing current application.

Ordering Information

JZC-22F S C 5 D DC12V

1 2 3 4 5 6

- 1 Part number: JZC-22F JZC-22F₂ JZC-22F₃ 4 Contact Rating: 7A,12A,15A/120VAC 28DC;
6A,7A/220VAC; 6A/250VAC TV-5;
(JZC-22F₂: 20A/125VAC 28VDC; 10A/220VAC);
(JZC-22F₃: 20A/125VAC 28VDC; 16A/277VAC TV-8)
- 2 Enclosure: S: Sealed type; F: Dust cover
- 3 Contact arrangement: A:1A; B:1B; C:1C 5 Coil power consumption: L:0.36W; D:0.45W
6 Coil rated Voltage(V): DC:3,6,9,12,24,48

Contact Data

Contact Arrangement 1A (SPSTNO)、1B (SPSTNC)、1C (SPDT(B-M))
Contact Material Ag·CdO Ag·SnO₂
Contact Rating resistive:5A,12A,15A,20A/120VAC,28VDC; 3A;6A,7A,10A/220VAC ;
inductive:10A/250VAC; 15A/28VDC (rushing current 80A) (JZC-22FT only)
lamp:TV-5
note:1) 20A/125VDC,28VDC &10A/220VAC JZC-22F₂ only
2) 20A/125V,28VDC,16A/277VAC&TV-8 JZC-22F₃ only

Max. Switching Power 420W 1800VA
Max. Switching Voltage 110VDC 380VAC Max. Switching Current:20A rushing current 80A
Contact Resistance & Voltage drop ≤100mΩ item 3.12 of IEC255-7
Operation | Electrical 10⁵ item 3.30 of IEC255-7
life | Mechanical 10⁷ item 3.31 of IEC255-7

Coil Parameter

Dash numbers	Coil voltage VDC		Coil resistance Ω±10%	Pickup voltage VDC(max) (75%of rated voltage)	release voltage VDC(min) (10% of rated voltage)	Coil power consumption W	Operate Time ms	Release Time ms
	Rated	Max.						
003-360	3	3.9	25	2.25	0.3	0.36	≤15	≤5
006-360	6	7.8	100	4.50	0.6			
009-360	9	11.7	225	6.75	0.9			
012-360	12	15.6	400	9.00	1.2			
024-360	24	31.2	1600	18.0	2.4			
048-360	48	62.4	6400	36.0	4.8			
003-450	3	3.9	20	2.25	0.3	0.45	≤15	≤5
006-450	6	7.8	80	4.50	0.6			
009-450	9	11.7	180	6.75	0.9			
012-450	12	15.6	320	9.00	1.2			
024-450	24	31.2	1280	18.0	2.4			
048-450	48	62.4	5120	36.0	4.8			

CAUTION: 1.The use of any coil voltage less than the rated coil voltage will compromise the operation of the relay.
2.Pickup and release voltage are for test purposes only and are not to be used as design criteria.

Operation condition

Insulation Resistance	100MΩ min (at 500VDC)	Item 7 of IEC255-5
Dielectric Strength		
Between contacts	50Hz 750V (JZC-22F ₃ :1000V)	Item 6 of IEC255-5
Between contact and coil	50Hz 1500V	Item 6 of IEC255-5
	50Hz 2500V: JZC-22F ₂ & JZC-22F ₃	Item 6 of IEC255-5
Shock resistance	100m/s ² 11ms	IEC68-2-27 Test Ea
Vibration resistance	10~55Hz double amplitude 1.5mm	IEC68-2-6 Test Fc
Terminals strength	10N	IEC68-2-21 Test Ua1
Solderability	235°C ± 2°C 3 ± 0.5s	IEC68-2-20 Test Ta method 1
Ambient Temperature	-40~70°C (JZC-22F ₃ :85°C)	
Relative Humidity	85% (at 40°C)	IEC68-2-3 Test Ca
Mass	13g . 16g(JZC-22F ₂) 10g(JZC-22F ₃)	

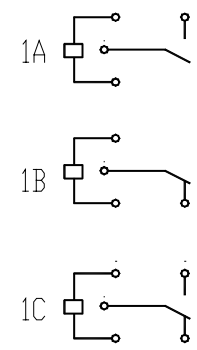
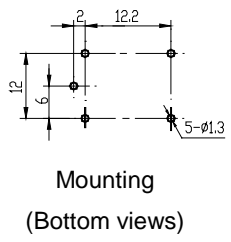
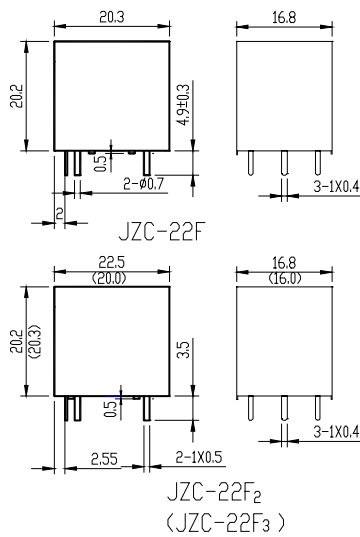
Qualification inspection:

Perform the qualification test as specified in the table IV of IEC255-19-1 and minimum sample size 24.

Safety approvals

Safety approval	UL&CUR	VDE	TüV	CCBE
Load	15A/125VAC,28VDC; TV-5	10A/250VAC 28VDC	6A/250VAC	6A/250VAC

Dimensions (Unit: mm)



	mm	inch
	0.4	0.016
	0.5	0.020
	0.7	0.027
	1.0	0.039
	1.3	0.051
	2.0	0.079
	2.55	0.100
	3.5	0.138
	4.5	0.177
	6.0	0.236
	12.0	0.472
	12.2	0.480
	16.8	0.661
	20.2	0.795
	20.3	0.799
	22.5	0.866

NOTES 1).Dimensions are in millimeter.
2).Inch equivalents are given for general information only.

Reference Data

