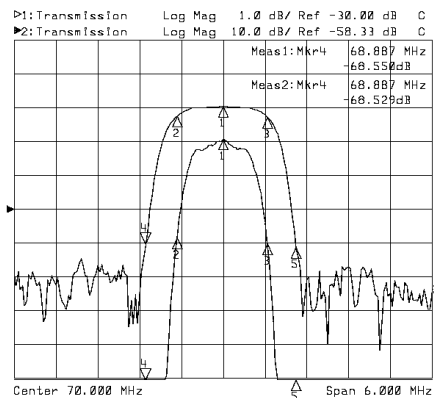
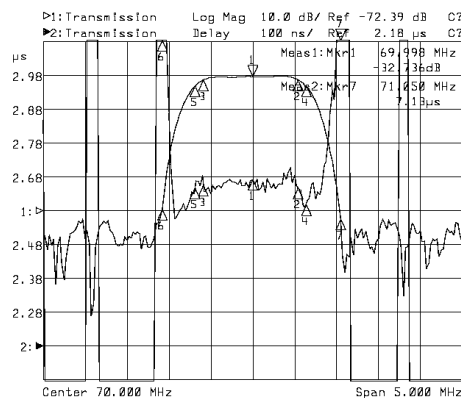


**70 MHz Standard Filter FOR base Station application**  
**Part Number ACTF070013/PK10**

**Typical Performance**



Horizontal: 0.6MHz/Div  
 Vertical: 1&10dB/Div



Horizontal: 0.5MHz/Div  
 Vertical: 100ns/Div

**Specifications**

Parameter	Unit	Minimum	Typical	Maximum
Centre Frequency	MHz	69.9	70	70.1
Insertion Loss at F <sub>0</sub>	dB		33	
1 dB Bandwidth	MHz	0.90	1.13	
3 dB Bandwidth	MHz	1.20	1.32	
40dB Bandwidth	MHz		2.13	2.30
Passband Variation	dB		0.4	0.5
Phase Linearity	Deg			
Group Delay Variation	nsec		100	
Absolute Delay	usec		2.7	
Ultimate Rejection	dB	45	48	50
Substrate Material	-		Quartz	
Ambient Temperature	°C		25	

In keeping with our ongoing policy of product evolution and improvement, the above specification is subject to change without notice.

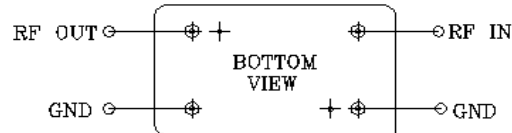
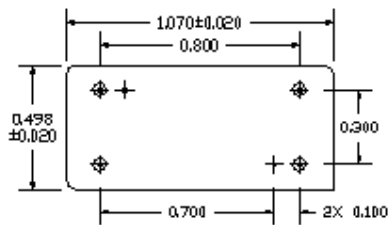
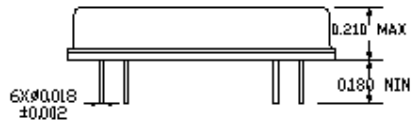
**ISO9001: 2000 Registered - Registration number 6830/2**

**For quotations or further information please contact us at:**

**3 The Business Centre, Molly Millars Lane, Wokingham, Berks, RG41 2EY, UK**

<http://www.actcrystals.com>

## Package



No Matching Required  
 Source/Load Impedance=50ohm  
 Package Style X0

### ⓘ CAUTION: Electrostatic Sensitive Device. Observe precautions for handling!

1. Unless noted otherwise, all measurements are made with the filter installed in the specified test fixture that is connected to a 50  $\Omega$  test system with VSWR  $\leq 1.2:1$ . The test fixture L and C are adjusted for minimum insertion loss at the filter centre frequency,  $f_c$ . Note that insertion loss, bandwidth, and passband shape are dependent on the impedance matching component values and quality.
2. Unless noted otherwise, specifications apply over the entire specified operating temperature range.
3. The specifications of this device are based on the test circuit shown above and subject to change or obsolescence without notice.
4. All equipment designs utilizing this product must be approved by the appropriate government agency prior to manufacture or sale.
5. Our liability is only assumed for the Surface Acoustic Wave (SAW) component(s) per se, not for applications, processes and circuits implemented within components or assemblies.

In keeping with our ongoing policy of product evolution and improvement, the above specification is subject to change without notice.

**ISO9001: 2000 Registered - Registration number 6830/2**  
**For quotations or further information please contact us at:**  
**3 The Business Centre, Molly Millars Lane, Wokingham, Berks, RG41 2EY, UK**  
<http://www.actcrystals.com>

Issue : 1 C1  
 Date : SEPT 04