



**ELECTRONICS INDUSTRY (USA) CO., LTD.**

103 MOO 4, LATKRABANG EXPORT PROCESSING ZONE, LATKRABANG, BANGKOK 10520, THAILAND  
 TEL. : (66 2) 326-0102, 739-4580 FAX. : (66 2) 326-0933 E-mail : eicfirst @ iname.com http. : // www.eicsemi.com



Certificate Number: Q10561



Certificate Number: E17276

## SB520 - SB5B0

**PRV : 20 - 100 Volts**  
**I<sub>o</sub> : 5.0 Amperes**

### FEATURES :

- \* High current capability
- \* High surge current capability
- \* High reliability
- \* High efficiency
- \* Low power loss
- \* Low cost
- \* Low forward voltage drop

### MECHANICAL DATA :

- \* Case : DO-201AD Molded plastic
- \* Epoxy : UL94V-O rate flame retardant
- \* Lead : Axial lead solderable per MIL-STD-202, Method 208 guaranteed
- \* Polarity : Color band denotes cathode end
- \* Mounting position : Any
- \* Weight : 1.1 grams

### MAXIMUM RATINGS AND ELECTRICAL CHARACTERISTICS

Rating at 25 °C ambient temperature unless otherwise specified.

Single phase, half wave, 60 Hz, resistive or inductive load.

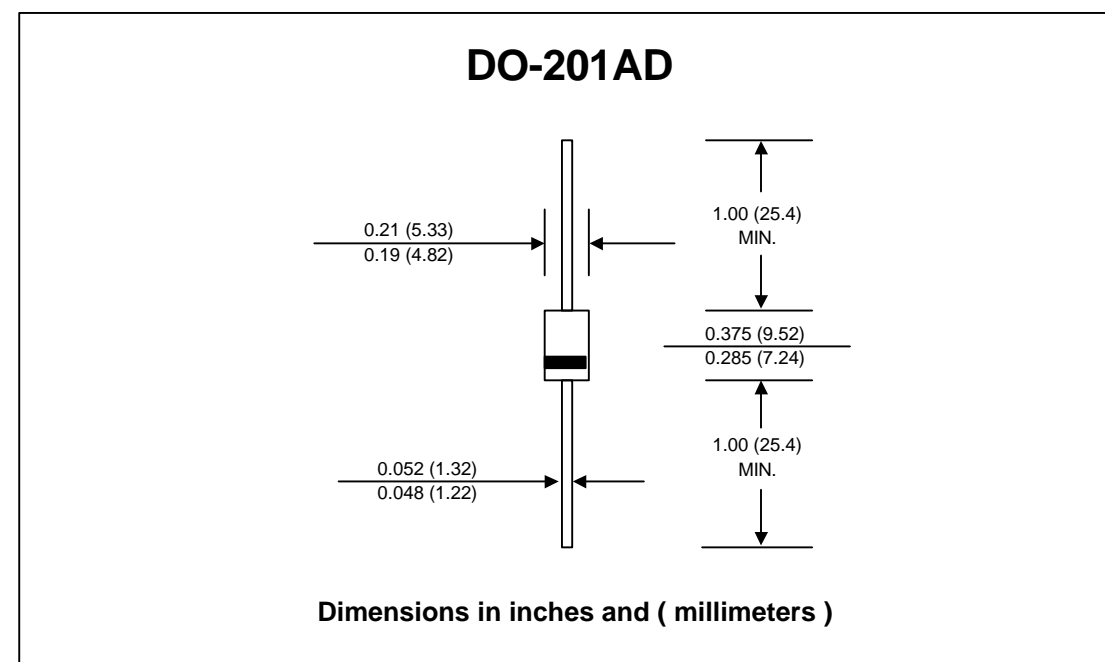
For capacitive load, derate current by 20%.

RATING	SYMBOL	SB520	SB530	SB540	SB550	SB560	SB570	SB580	SB590	SB 5B0	UNIT
Maximum Recurrent Peak Reverse Voltage	V <sub>RRM</sub>	20	30	40	50	60	70	80	90	100	Volts
Maximum RMS Voltage	V <sub>RMS</sub>	14	21	28	35	42	49	56	63	70	Volts
Maximum DC Blocking Voltage	V <sub>DC</sub>	20	30	40	50	60	70	80	90	100	Volts
Maximum Average Forward Current 0.375", 9.5mm Lead Length See Fig.1	I <sub>F(AV)</sub>	5.0									Amps.
Peak Forward Surge Current, 8.3ms single half sine wave superimposed on rated load (JEDEC Method)	I <sub>FSM</sub>	150									Amps.
Maximum Forward Voltage at I <sub>F</sub> = 5 Amps. (Note 1)	V <sub>F</sub>	0.5			0.67			0.79			Volt.
Maximum Reverse Current at Ta = 25 °C	I <sub>R</sub>	0.5									mA
Rated DC Blocking Voltage (Note 1) Ta = 100 °C	I <sub>R(H)</sub>	50			25						mA
Junction Temperature Range	T <sub>J</sub>	- 65 to + 125				- 65 to + 150					°C
Storage Temperature Range	T <sub>STG</sub>	- 65 to + 150									°C

### Notes :

(1) Pulse Test : Pulse Width = 300 μs, Duty Cycle = 2%.

## SCHOTTKY BARRIER RECTIFIER DIODES

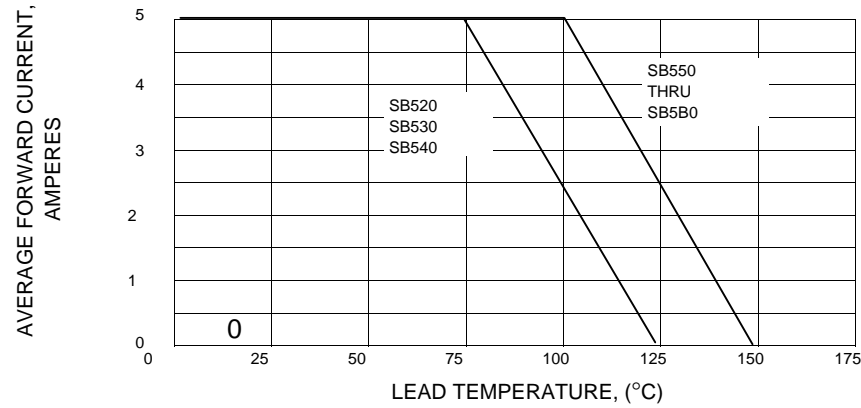


UPDATE : SEPTEMBER 12, 1998

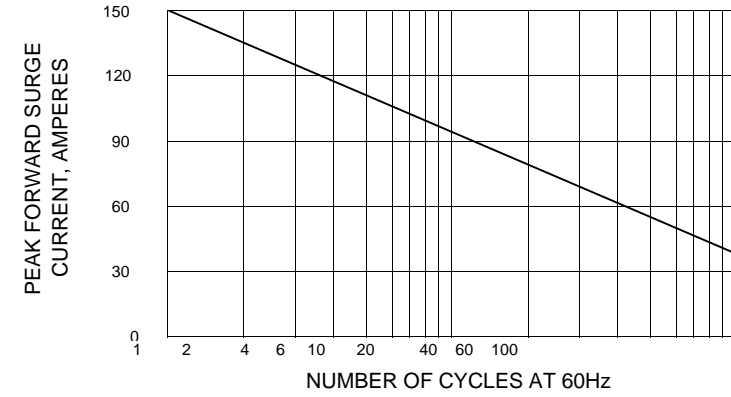


**RATING AND CHARACTERISTIC CURVES ( SB520 - SB5B0 )**

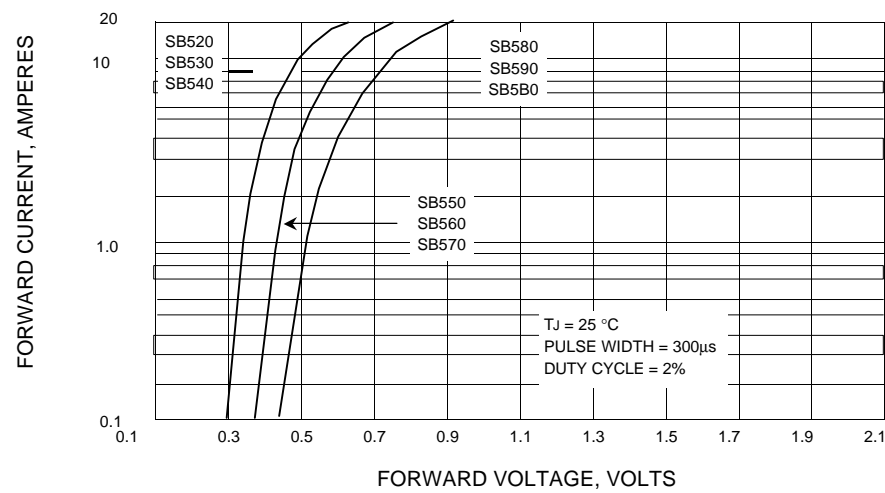
**FIG.1 - FORWARD CURRENT DERATING CURVE**



**FIG.2 - MAXIMUM NON-REPETITIVE PEAK FORWARD SURGE CURRENT**



**FIG.3 - TYPICAL FORWARD CHARACTERISTICS**



**FIG.4 - TYPICAL REVERSE CHARACTERISTICS**

