

# Axial Lead and Cartridge Fuses

## Subminiature

### RoHS LT-5™ Time Lag Fuse 663 Series



#### ELECTRICAL CHARACTERISTICS:

% of Ampere Rating	Time
150%	1 hour <b>Min.</b>
210%	2 minutes, <b>Maximum</b>
275%	.4 sec <b>Min.</b> ; 10 seconds <b>Max</b>
400%	.15 sec <b>Min.</b> ; 3 seconds <b>Maximum</b>
1000%	.02 sec <b>Min.</b> .15 seconds <b>Maximum</b>

**AGENCY APPROVALS:** IEC 60127-3/4: VDE approved 50mA to 6.3A. Semko approved from 50mA to 4A. Recognized under the Components Program of Underwriters Laboratories and recognized by CSA from 50mA to 6.3A. Approved by CCC from 1 to 4A. KTL approved from 50mA to 6.3A. Approved by METI from 1A to 4A.

#### INTERRUPTING RATINGS:

0.050-3.15A	35A @ 250 VAC
	50A @ 125 VDC
4-6.3A	10x rated current @ 250 VAC
	50A or 10x rated current @ 125VDC

#### ENVIRONMENTAL SPECIFICATIONS:

**Operating Temperature:** -40°C to +85°C.

**Case Resistance:** Min 100 Mohms, according to EIA/IS-722, 4.7

**Vibration:** 20gn, 20 min, 10Hz to 2,000Hz, 12 cycles according to EIA/IS-722, 4.10 (Frequency range 10-2000Hz, cross-over frequency 60 Hz according to IEC 60068-2-6, test Fc)

**Mechanical Shock:** 50g, half sine wave, 11ms, 3 times each direction according to IEC 60068-2-27.

**Resistance to Cleaning Solvents:** Clean according to EIA/IS-722, 4.11

**Resistance to Soldering Heat:** 10 sec. At 260°C to IEC 60068-2-20, test Tb

**Terminal Strength:** Tensile load min. 9N, according to EIA/IS-722, 4.5.5

#### PHYSICAL SPECIFICATIONS:

**Materials:** Temperature Resistant Body, UL 94V-0; Sn Coated Copper Wire Terminals.

**Solderability:** IEC 60068-2-20, test Ta

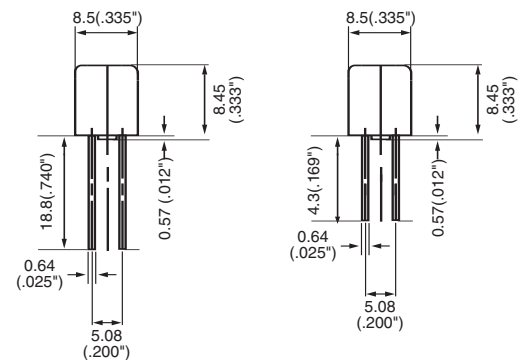

**Soldering Parameters:** Wave Solder – 235°C, 2 seconds maximum.

#### PACKAGING:

Please refer to the following suffixes when ordering:

- 100 Piece Bulk: Short Leads use suffix HXSL; Long Leads use suffix HXLL
- 750 Piece Tape and Reel per IEC 286-2: (Long Leads only) use suffix ZRLL
- 1000 Piece Ammo Pack use suffix MALL

#### PATENTED



#### ORDERING INFORMATION:

Catalog Number	Ampere Rating	Voltage Rating	Nominal Resistance Cold mOhms	Nominal Melting Pt A <sup>2</sup> Sec
0663.050	.050	250	7573	0.03
0663.063	.063	250	4490	0.05
0663.080	.080	250	2648	0.06
0663.100	.100	250	1994	0.08
0663.125	.125	250	1241	0.12
0663.160	.160	250	990	0.24
0663.200	.200	250	718	0.35
0663.250	.250	250	454	0.6
0663.315	.315	250	326	0.8
0663.400	.400	250	239	1.1
0663.500	.500	250	187	2.5
0663.630	.630	250	129	4
0663.800	.800	250	99	8
0663 001.	1.00	250	75	12
0663 1.25	1.25	250	50	15
0663 01.6	1.60	250	36	30
0663 002.	2.00	250	27	34
0663 02.5	2.50	250	20	55
0663 3.15	3.15	250	17	76
0663 004.	4.00	250	12	80
0663 005.	5.00	250	9	230
0663 06.3	6.30	250	7	360

Refer to page 342 for LT-5™ holder information.

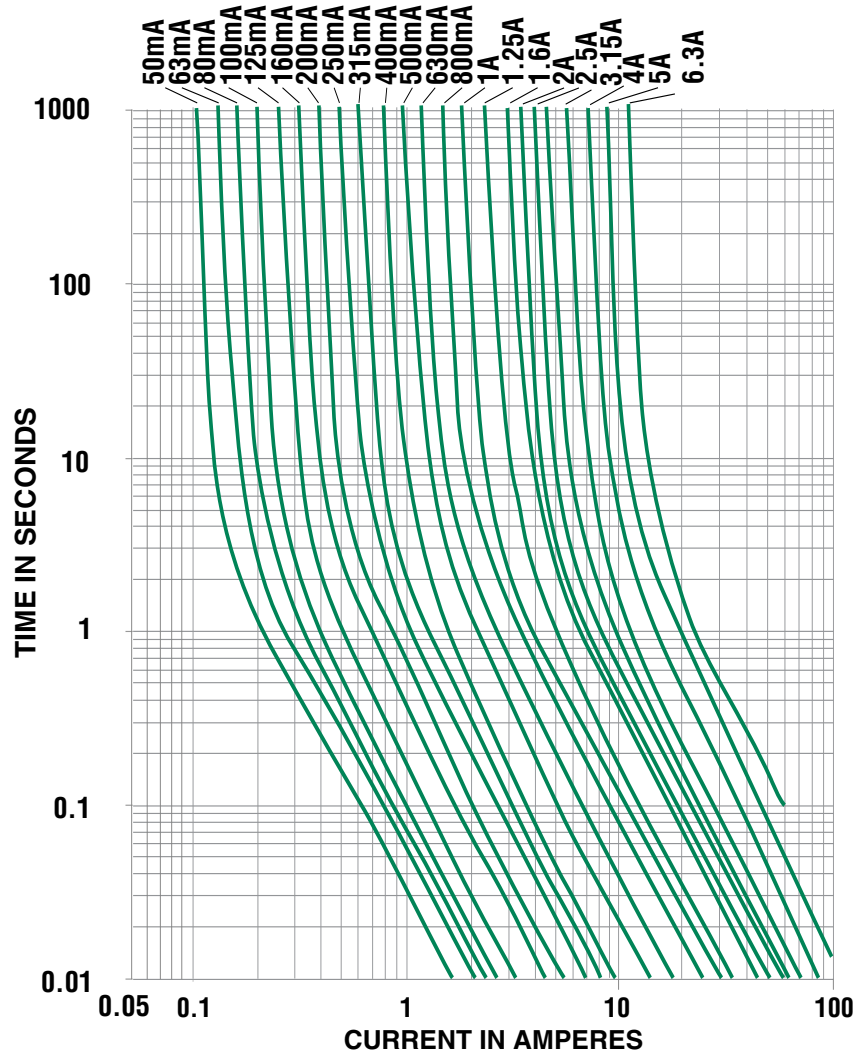
# Axial Lead and Cartridge Fuses

Subminiature

**LT-5™** Time Lag Fuse 663 Series



Average Time Current Curves



11  
AXIAL LEAD AND  
CARTRIDGE FUSES