

OVERVIEW

The SM6611 series are temperature switch ICs that change state (invert) when the chip temperature exceeds a preset temperature. The switches are designed with temperature hysteresis to prevent unstable output when the temperature is in the vicinity of the preset temperature.

There are 6 output switching temperatures in the series, available in 2 output configurations, making the SM6611 series devices ideal for a wide range of applications.

FEATURES

- 2.4 to 12.0V operating supply voltage
- -20 to 100°C operating temperature range
- ±3°C temperature accuracy
- 45 to 95°C output switch temperatures in 10°C steps
- 10°C temperature hysteresis

- 30μA (typ) low current consumption
- Output configuration
 - SM6611×AH open-drain active-LOW output
 - SM6611×BH CMOS active-HIGH output
- 6-pin SOT23-6W package

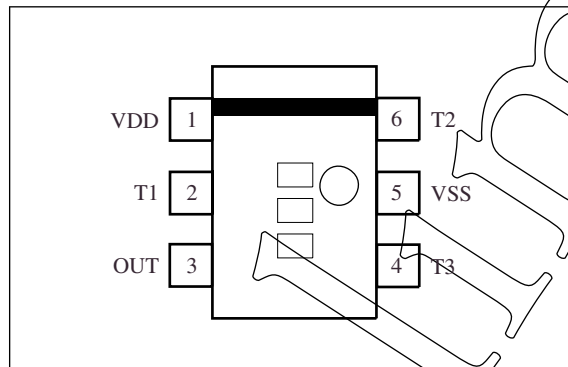
APPLICATIONS

- Motherboard overheating protection

- Battery-pack temperature protection

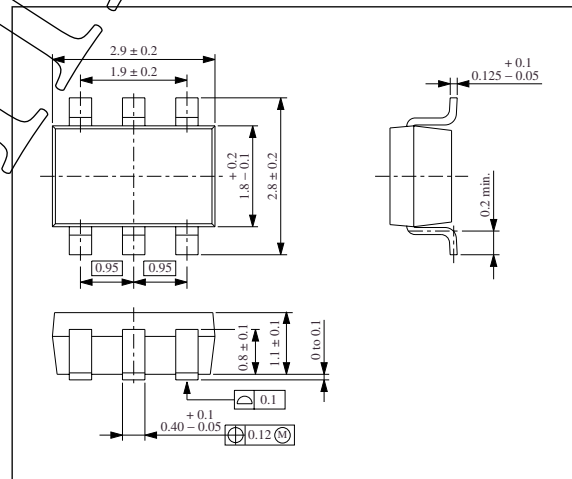
PINOUT

(Top view)



PACKAGE DIMENSIONS

(Unit: mm)



ORDERING INFORMATION

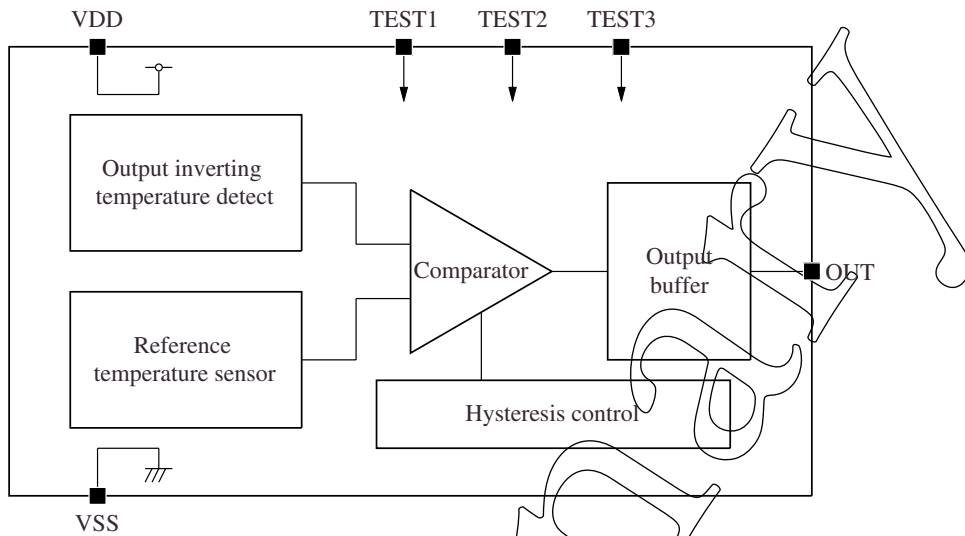
SM6611×AH series

Device	Output switch temperature	Output configuration
SM6611AAH	45°C	Open-drain active-LOW output
SM6611BAH	55°C	
SM6611CAH	65°C	
SM6611DAH	75°C	
SM6611EAH	85°C	
SM6611FAH	95°C	

SM6611×BH series

Device	Output switch temperature	Output configuration
SM6611ABH	45°C	CMOS active-HIGH output
SM6611BBH	55°C	
SM6611CBH	65°C	
SM6611DBH	75°C	
SM6611EBH	85°C	
SM6611FBH	95°C	

BLOCK DIAGRAM



PIN DESCRIPTION

Number	Name	I/O	Description
1	VDD	-	Supply voltage
2	T1	-	Test pin 1. This pin is used for test purposes by NPC. It has a built-in pull-up resistor. Leave open for normal operation.
3	OUT	O	Output. SM6611×AH: Open-drain output. A pull-up resistor of 100kΩ should be connected to this pin. Goes LOW when the switch preset temperature is exceeded. SM6611×BH: CMOS output. Goes LOW to HIGH when the switch preset temperature is exceeded.
4	T3	-	Test pin 3. This pin is used for test purposes by NPC. Connect to VSS for normal operation.
5	VSS	-	Ground
6	T2	-	Test pin 3. This pin is used for test purposes by NPC. Connect to VSS for normal operation.

SPECIFICATIONS

Absolute Maximum Ratings

$V_{SS} = 0V$

Parameter	Symbol	Rating	Unit
Supply voltage range	V_{DD}	-0.3 to 15	V
Power dissipation	P_D	2.5	mW
Storage temperature range	T_{STG}	-40 to 125	°C

Recommended Operating Conditions

$V_{SS} = 0V$

Parameter	Symbol	Rating	Unit
Supply voltage range	V_{DD}	2.4 to 12	V
Operating temperature range	T_{OPR}	-20 to 100	°C

DC Characteristics

$V_{DD} = 2.4$ to $12V$, $V_{SS} = 0V$, $T_a = -20$ to $100^\circ C$ unless otherwise noted

Parameter	Symbol	Condition	Rating			Unit
			min	typ	max	
Supply voltage	V_{DD}		2.4	-	12	V
Current consumption	I_{DD}		-	30	100	μA
LOW-level output voltage	V_{OL}	$I_{SINK} = 1mA, V_{DD} > 2.4V$	-	-	0.3	V
		$I_{SINK} = 3mA, V_{DD} > 4V$	-	-	0.4	V
HIGH-level output voltage	V_{OH}	CMOS output (SM6611×BH), $I_{SOURCE} = 0.5mA, V_{DD} > 2.4V$	$V_{DD} - 1.0$	-	-	V
Open-drain output maximum voltage	V_{OMAX}	Open-drain output (SM6611×AH)	-	-	12	V
Open-drain output leakage current	I_{LEAK}	$V_{DD} = 2.4V, V_{OUT} = 12V$, (SM6611×AH)	-1	-	+1	μA
Output switch temperature accuracy	ΔT_{TH}	45 to 95°C	-3	-	+3	°C
Hysteresis temperature	T_{HYST}		-	10	-	°C

Preliminary

NIPPON PRECISION CIRCUITS INC. reserves the right to make changes to the products described in this data sheet in order to improve the design or performance and to supply the best possible products. Nippon Precision Circuits Inc. assumes no responsibility for the use of any circuits shown in this data sheet, conveys no license under any patent or other rights, and makes no claim that the circuits are free from patent infringement. Applications for any devices shown in this data sheet are for illustration only and Nippon Precision Circuits Inc. makes no claim or warranty that such applications will be suitable for the use specified without further testing or modification. The products described in this data sheet are not intended to use for the apparatus which influence human lives due to the failure or malfunction of the products. Customers are requested to comply with applicable laws and regulations in effect now and hereinafter, including compliance with export controls on the distribution or dissemination of the products. Customers shall not export, directly or indirectly, any products without first obtaining required licenses and approvals from appropriate government agencies.



NIPPON PRECISION CIRCUITS INC.

4-3, Fukuzumi 2-chome
Koto-ku, Tokyo 135-8430, Japan
Telephone: +81-3-3642-6661
Facsimile: +81-3-3642-6698
<http://www.npc.co.jp/>
Email: sales@npc.co.jp

NP0022AE 2001.02