

NPN SILICON POWER TRANSISTOR 2SD1818

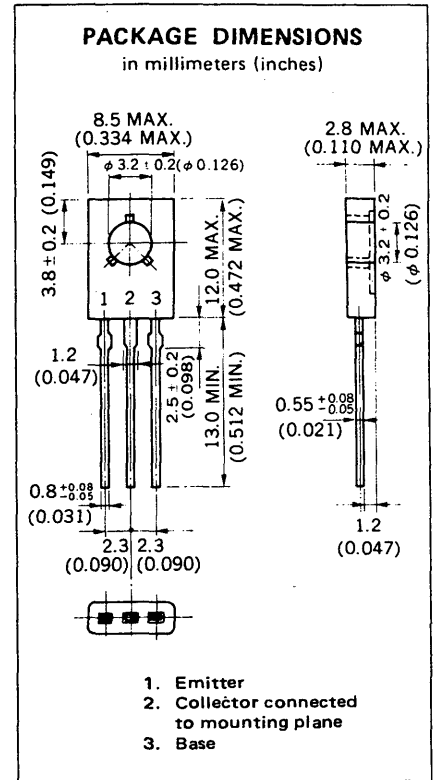
DESCRIPTION The 2SD1818 is a Low $V_{CE(sat)}$ transistor which has a large current capability and wide SOA. It is suitable for DC-DC converter, or driver of solenoid or motor.

- FEATURES**
- Low Collector Saturation Voltage.
 $V_{CE(sat)} = 0.25 \text{ V MAX. (@ } I_C/I_B = 1.5 \text{ A}/0.15 \text{ A)}$
 - Large Current
 $I_C(DC) = 3.0 \text{ A}, I_C(pulse) = 5.0 \text{ A}$
 - High Total Power Dissipation: $P_T = 1.3 \text{ W}$
 - Complementary to 2SB1217

ABSOLUTE MAXIMUM RATINGS

Maximum Temperatures	
Storage Temperature	-55 to +150 °C
Junction Temperature	+150 °C Maximum
Maximum Power Dissipations	
Total Power Dissipation ($T_a = 25 \text{ °C}$)	1.3 W
Total Power Dissipation ($T_c = 25 \text{ °C}$)	10 W
Maximum Voltages and Currents ($T_a = 25 \text{ °C}$)	
V_{CBO} Collector to Base Voltage	60 V
V_{CEO} Collector to Emitter Voltage	60 V
V_{EBO} Emitter to Base Voltage	7.0 V
$I_C(DC)$ Collector Current	3.0 A
$I_C(pulse)$ Collector Current*	5.0 A
$I_B(DC)$ Base Current	0.5 A

* $PW \leq 10 \text{ ms}, \text{ Duty Cycle} \leq 50 \%$



ELECTRICAL CHARACTERISTICS ($T_a = 25 \text{ °C}$)

SYMBOL	CHARACTERISTIC	MIN.	TYP.	MAX.	UNIT	TEST CONDITIONS
$V_{CE(sat)}^{**}$	Collector Saturation Voltage		0.14	0.25	V	$I_C = 1.5 \text{ A}, I_B = 0.15 \text{ A}$
$V_{BE(sat)}^{**}$	Base Saturation Voltage		0.9	1.2	V	$I_C = 1.5 \text{ A}, I_B = 0.15 \text{ A}$
h_{FE1}^{**}	DC Current Gain	60			-	$V_{CE} = 2.0 \text{ V}, I_C = 0.2 \text{ A}$
h_{FE2}^{**}	DC Current Gain	100		400	-	$V_{CE} = 2.0 \text{ V}, I_C = 0.6 \text{ A}$
h_{FE3}^{**}	DC Current Gain	50			-	$V_{CE} = 2.0 \text{ V}, I_C = 2.0 \text{ A}$
I_{CBO}	Collector Cutoff Current			10	μA	$V_{CB} = 60 \text{ V}, I_E = 0$
I_{EBO}	Emitter Cutoff Current			10	μA	$V_{EB} = 7.0 \text{ V}, I_C = 0$
t_{on}	Turn On Time		0.15	0.5	μs	$I_C = 2.0 \text{ A}, I_{B1} = -I_{B2} = 0.2 \text{ A}$ $R_L = 5.0 \Omega, V_{CC} \approx 10 \text{ V}$
t_{stg}	Storage Time		0.75	2.0	μs	
t_f	Fall Time		0.2	0.5	μs	

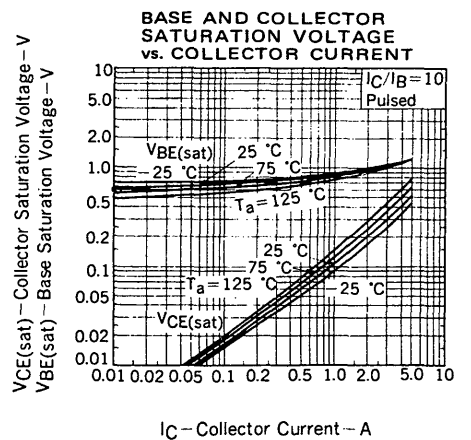
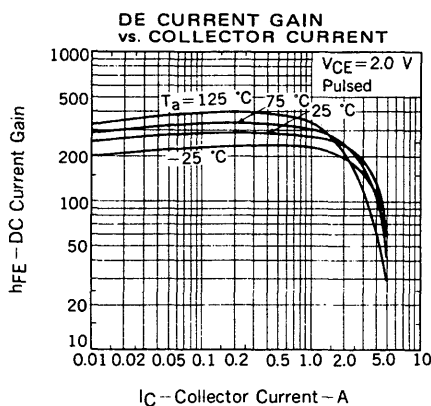
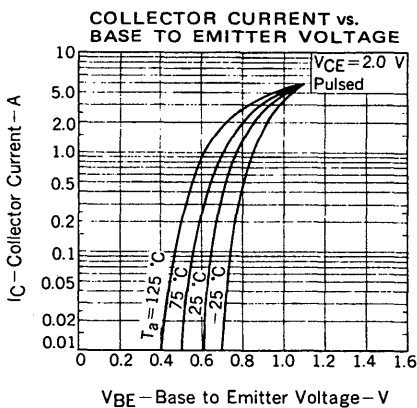
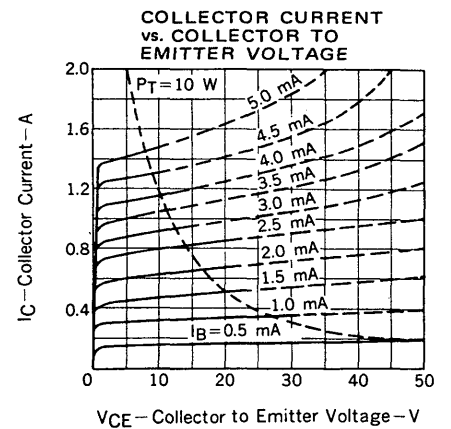
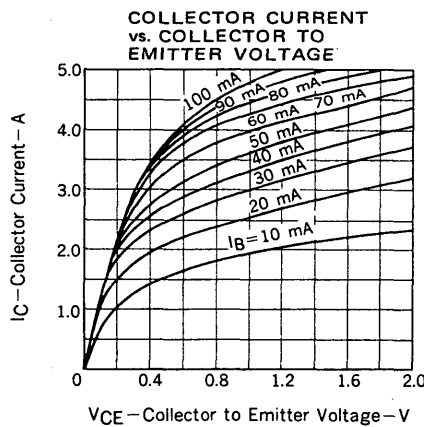
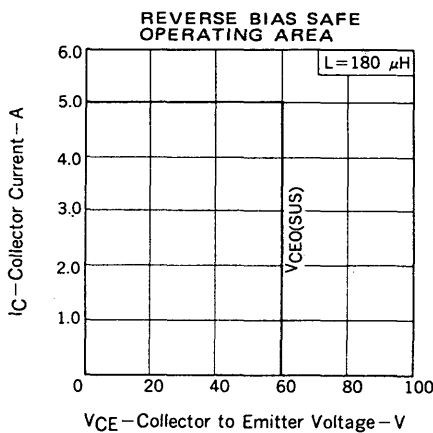
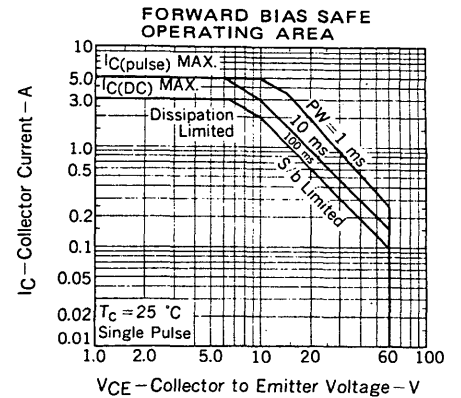
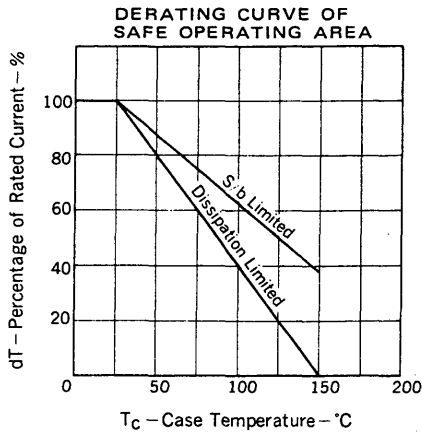
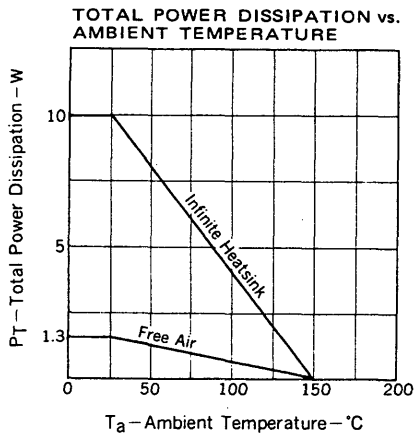
** $PW \leq 350 \mu\text{s}, \text{ Duty Cycle} \leq 2 \%$

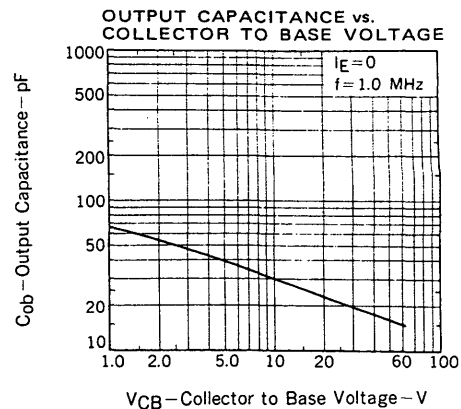
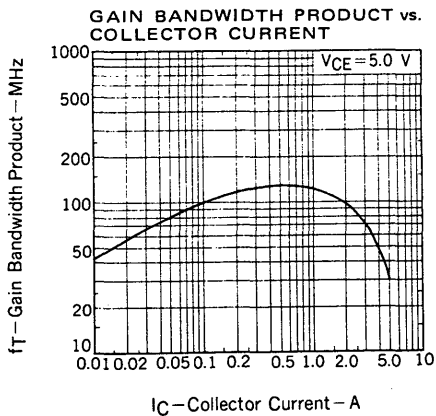
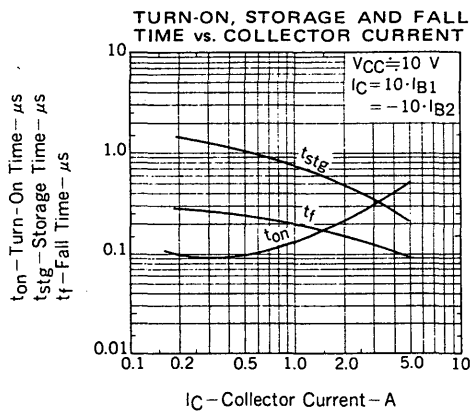
Classification of h_{FE2}

Rank	M	L	K
Range	100 to 200	160 to 320	200 to 400

Test Conditions: $V_{CE} = 2.0 \text{ V}, I_C = 0.6 \text{ A}$

TYPICAL CHARACTERISTICS ($T_a = 25^\circ\text{C}$)





This datasheet has been downloaded from:

www.DatasheetCatalog.com

Datasheets for electronic components.