

Quadrature Hybrid 80 - 160 MHz

JH-/JHS-119

V2.00

Features

- Fully Hermetic Package
- Octave Bandwidth
- Low VSWR: 1.3:1
- Impedance: 50 Ohms Nom.
- Input Power: 4 W. Max. @ 25°C Derated to 1 W. @ 85°C
- MIL-STD-202 Screening Available

Guaranteed Specifications* (From -55°C to +85°C)

Frequency Range	80 - 160 MHz
Insertion Loss (less Coupling)	0.75 dB Max.**
Isolation	20 dB Min.
Amplitude Balance	1.0 dB Max.
VSWR	1.3:1 Max.
Deviation From Quadrature	3° Max.

* All specifications apply with 50 Ohm source and load impedance.
 ** Average of coupled loss exceeding 3 dB.
 This product contains elements protected by United States Patent Number 3,484,724.

Pin Configuration

FP-2	A; P1, B; P4, C; P8, D; P5 All other pins are ground.
SF-1	A; P1, B; P2, C; P4, D; P3 All other pins are ground.

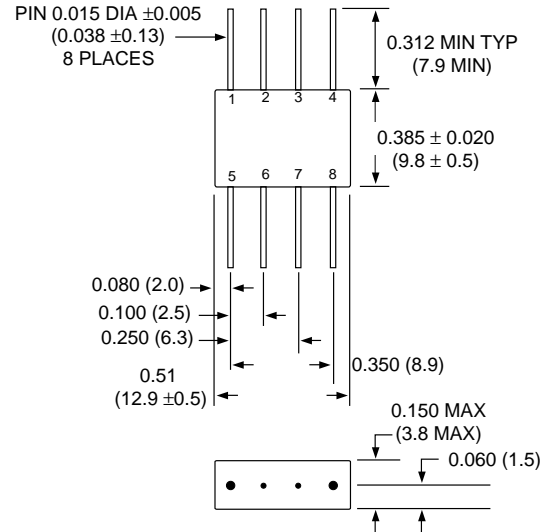
Phasing Diagram

IN \ OUT	A	B	C	D
A	X	ISO.	0°	-90°
B	ISO.	X	-90°	0°
C	0°	-90°	X	ISO.
D	-90°	0°	ISO.	X

Ordering Information

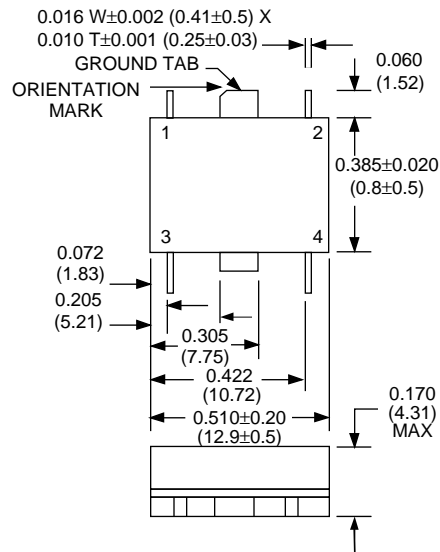
Part Number JH-119 PIN JHS-119 PIN	Package Flatpack Surface Mount
-------------------------------------------------	---------------------------------------------

FP-2



Dimensions in () are in mm.
 Unless Otherwise Noted: .xxx = ±0.010 (.xx = ±0.25)
 .xx = ±0.02 (.x = ±0.5)
 WEIGHT (APPROX.): 0.09 OUNCES 2.5 GRAMS

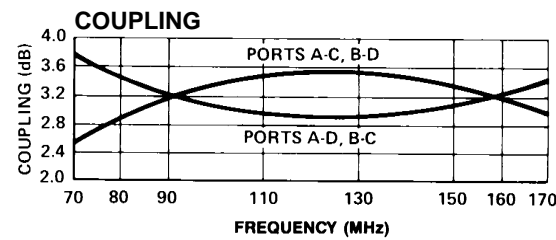
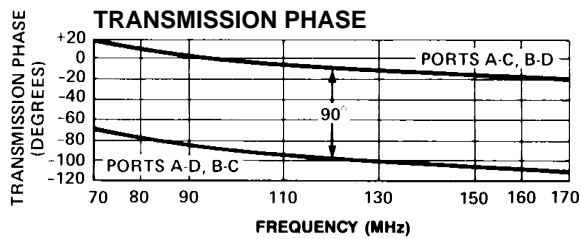
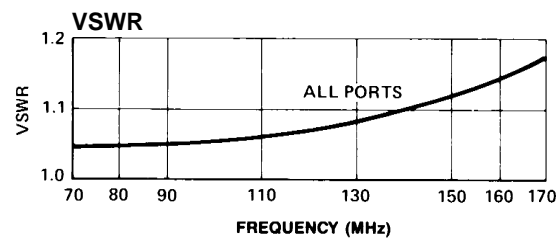
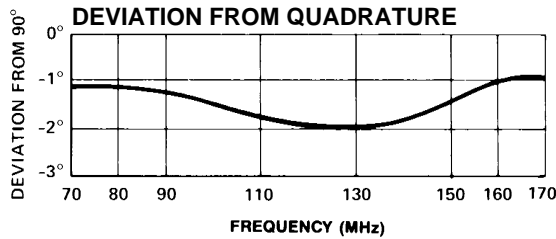
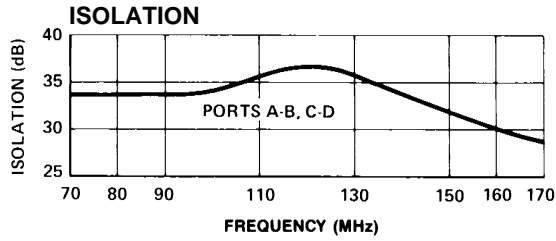
SF-1



Dimensions in () are in mm.
 Unless Otherwise Noted: .xxx = ±0.010 (.xx = ±0.25)
 WEIGHT (APPROX.): 0.07 OUNCES 2 GRAMS

Specifications Subject to Change Without Notice.

Typical Performance



Specifications Subject to Change Without Notice.