

.5" LOW PROFILE HYBRID TRANSFORMER

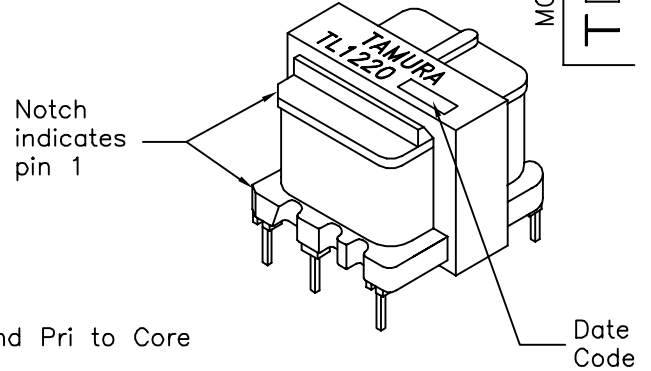
A. Electrical Specifications (@ 25°C)

1. Pri Source Impedance: 600Ω
2. Sec Load Impedance: 600Ω/600Ω
3. Operating Level: -45dBm to +7dBm
4. Insertion Loss: 0.7dB TYP @ 1KHz, 0dBm
5. Frequency Response (Relative to 1KHz):
±0.5dB @ 300Hz to 3.5KHz, 0dBm
6. DC Unbalance: 0mA DC
7. Turns Ratio:
(1-6):(2-5):(3-4)=1:0.734:0.734±3%
8. Longitudinal Balance:
60dB MIN @ 200Hz to 1KHz
40dB MIN @ 1KHz to 4KHz
9. DC Resistance:
(1-6) = 38.0Ω ±20%
(2-5) = 36.6Ω ±20%
(3-4) = 36.6Ω ±20%
10. Dielectric Strength:
1500 Vrms, 1 minute @ Pri to Sec and Pri to Core



MODEL NUMBER

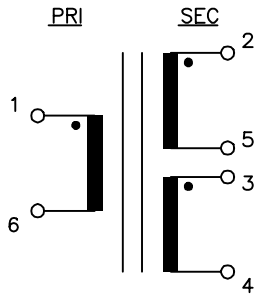
TL1220



B. Marking: TAMURA, TL1220 and date code

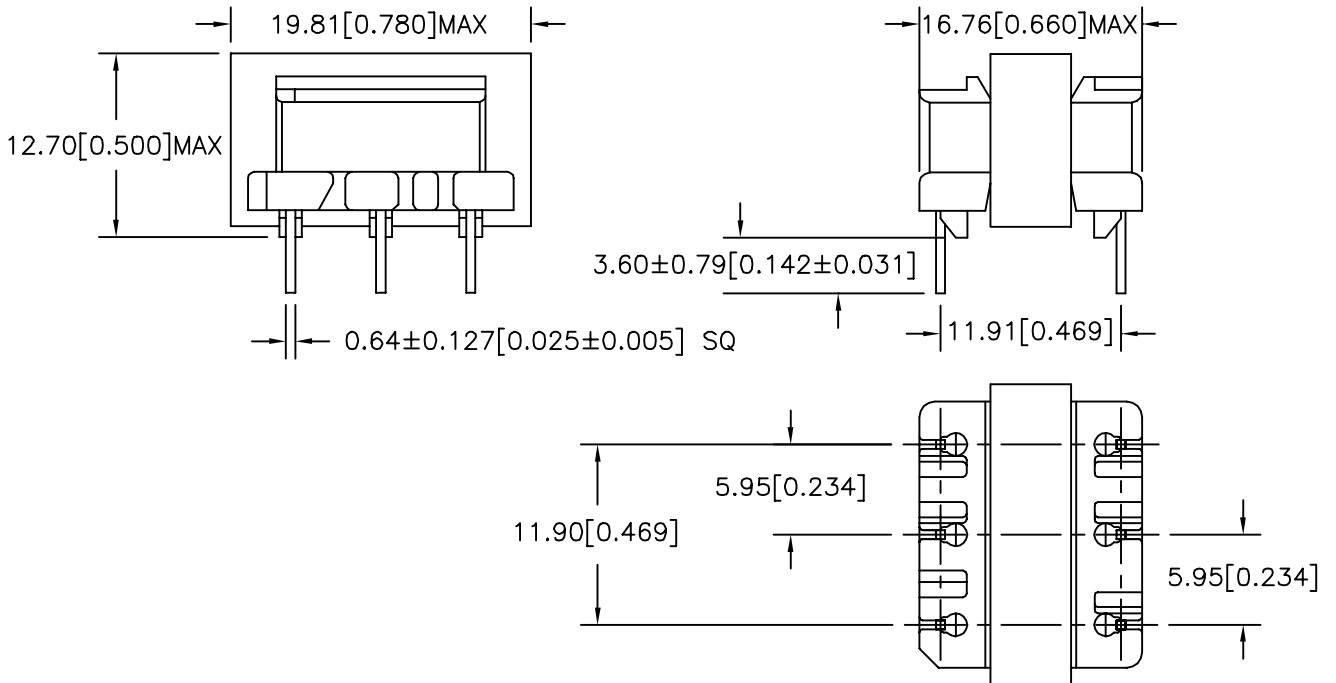
C. Safety: CSA-C22.2 No. 950-M89 File No. 138028
UL1459, UL1950 File No. 138028

D. Schematic Diagram:



E. Mechanical Specifications:

All dimensions shown are nominal unless otherwise specified



TOLERANCES (mm)	
≤ 4	± 0.2
4 ≤ 20	± 0.3
20 ≤ 50	± 0.4

PREPARED BY:

Don Rundel

ENGINEER:

J. Strigman

QUALITY CONTROL:

Don Kelly

Don Kelly

DRAWING CONTROL NO. P-A1-12546 ACAD\MXFMR\A1125461.DWG	REV -
--	----------

MODEL DESCRIPTION COUPLING TRANSFORMER
--

MODEL SPECIFICATION TL1220

CONTENTS OF THIS DRAWING ARE SUBJECT TO CHANGE WITHOUT PRIOR NOTICE

TAMURA CORPORATION OF AMERICA
43352 BUSINESS PARK DRIVE, TEMECULA, CA. 92590-6624
(909) 699-1270 FAX 9096769482

DIM: mm(In)	SCL: 2/1	SH: 1 OF 1
-------------	----------	------------

PROPRIETARY NOTICE: THIS DRAWING PRINT OR DOCUMENT AND SUBJECT MATTER DISCLOSED HEREIN ARE PROPRIETARY ITEMS TO WHICH TAMURA RETAINS THE EXCLUSIVE RIGHT OF DISSEMINATION, REPRODUCTION, MANUFACTURE AND SALE. THIS DRAWING, PRINT OR DOCUMENT IS SUBMITTED IN CONFIDENCE FOR CONSIDERATION BY THE RECIPIENT ALONE UNLESS PERMISSION FOR FURTHER DISCLOSURE IS EXPRESSLY GRANTED IN WRITING.