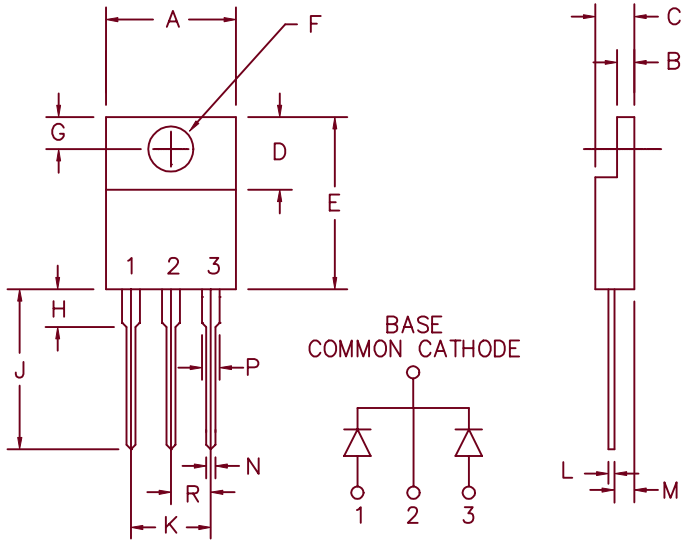


20 Amp Schottky Barrier Rectifiers FST2050 — FST2060



Dim.	Inches		Millimeter		Notes
	Minimum	Maximum	Minimum	Maximum	
A	.390	.415	9.91	10.54	
B	.045	.055	1.14	1.40	
C	.180	.190	4.57	4.83	
D	.245	.260	6.22	6.60	
E	.550	.650	13.97	16.51	
F	.139	.161	3.53	4.09	Dia.
G	.100	.135	2.54	3.43	
H	---	.250	---	6.35	
J	.500	.580	12.70	14.73	
K	.190	.210	4.83	5.33	
L	.014	.022	.357	.559	
M	.080	.115	2.03	2.92	
N	.015	.040	.380	1.02	
P	.045	.070	1.14	1.78	
R	.090	.110	2.29	2.79	

PLASTIC TO-220AB

Microsemi Catalog Number

FST2050
FST2060

Repetitive Peak Reverse Voltage

50V
60V

Transient Peak Reverse Voltage

50V
60V

- Schottky barrier rectifier
- Guard ring for reverse protection
- Reverse energy tested
- High surge capacity
- V_{RRM} 50 to 60 Volts

Electrical Characteristics

Average forward current per pkg.	$I_{F(AV)}$ 20 Amps	$T_C = 137^\circ\text{C}$, square wave, $R_{\theta JC} = 2.8^\circ\text{C/W}$
Average forward current per leg	$I_{F(AV)}$ 10 Amps	$T_C = 137^\circ\text{C}$, square wave, $R_{\theta JC} = 5.6^\circ\text{C/W}$
Maximum surge current per leg	I_{FSM} 225 Amps	8.3ms, half sine, $T_J = 175^\circ\text{C}$
Max. peak forward voltage per leg	V_{FM} .53 Volts	$I_{FM} = 10\text{A}$, $T_J = 175^\circ\text{C}^*$
Max. peak forward voltage per leg	V_{FM} .67 Volts	$I_{FM} = 10\text{A}$, $T_J = 25^\circ\text{C}^*$
Max. peak reverse current per leg	I_{RM} 10 mA	V_{RRM} , $T_J = 125^\circ\text{C}^*$
Max. peak reverse current per leg	I_{RM} 250 μA	V_{RRM} , $T_J = 25^\circ\text{C}$
Typical junction capacitance	C_J 570 pF	$V_R = 5.0\text{V}$, $T_J = 25^\circ\text{C}$

*Pulse test: Pulse width 300 usec. Duty cycle 2%

Thermal and Mechanical Characteristics

Storage temp range	T_{STG}	-55°C to $+175^\circ\text{C}$
Operating junction temp range	T_J	-55°C to $+175^\circ\text{C}$
Max thermal resistance per leg	$R_{\theta JC}$	5.6°C/W Junction to case
Max thermal resistance per pkg.	$R_{\theta JC}$	2.8°C/W Junction to case
Typical thermal resistance per leg	$R_{\theta JC}$	4.67°C/W Junction to case
Weight		.08 ounces (2.3 grams) typical

FST2050, FST2060

Figure 1
Typical Forward Characteristics – per leg

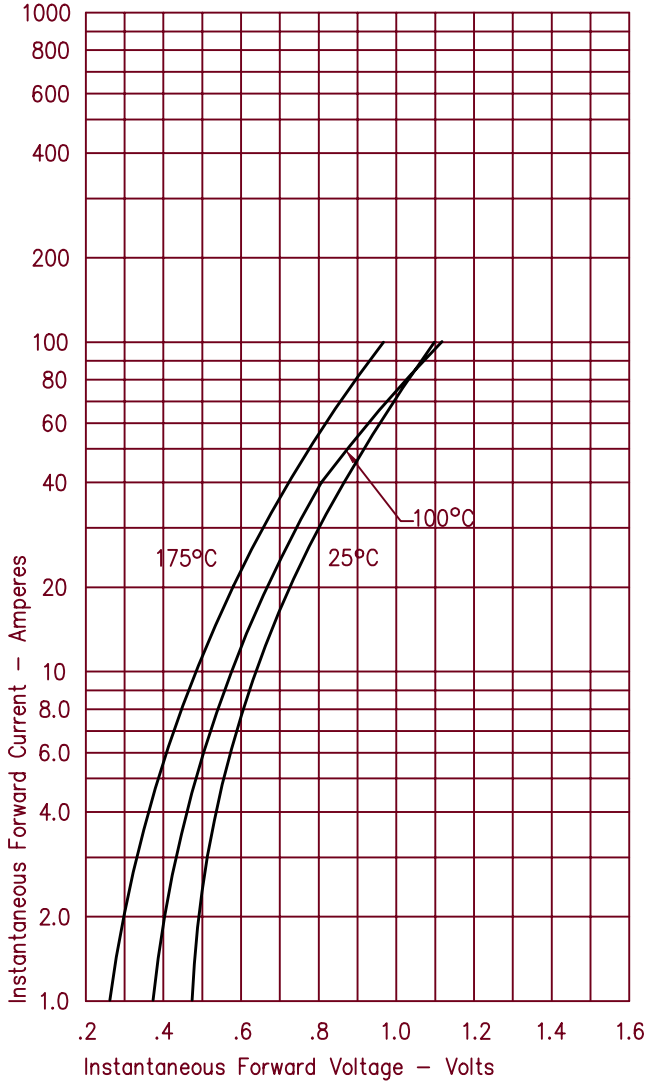


Figure 3
Typical Junction Capacitance – per leg

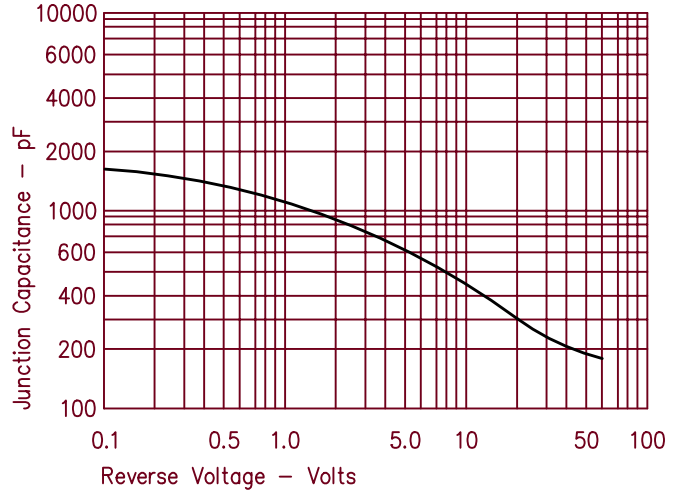


Figure 4
Forward Current Derating – per leg

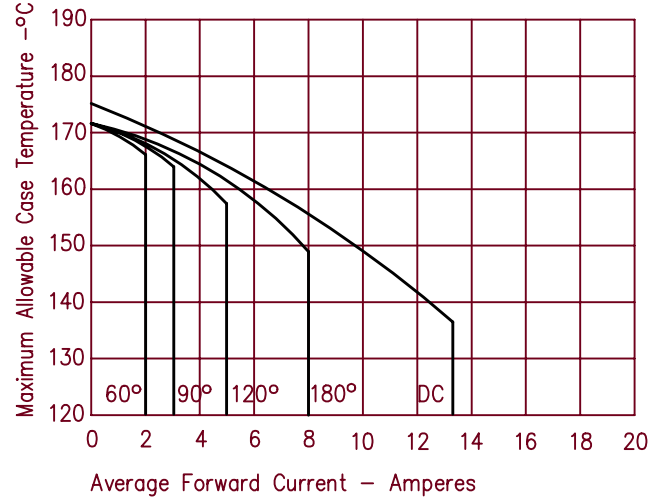


Figure 2
Typical Reverse Characteristics – per leg

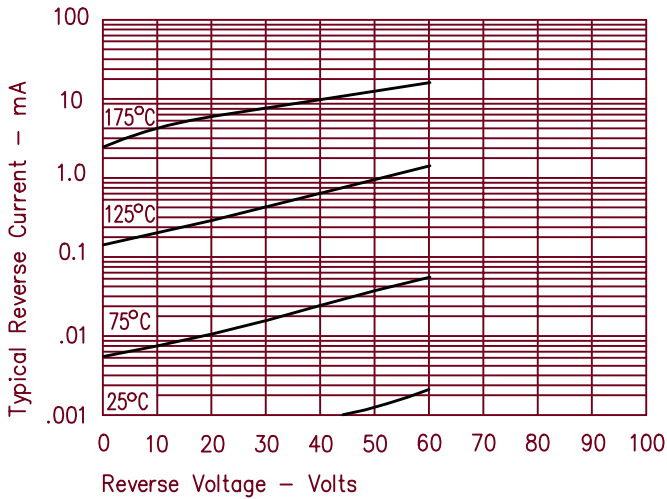


Figure 5
Maximum Forward Power Dissipation – per leg

