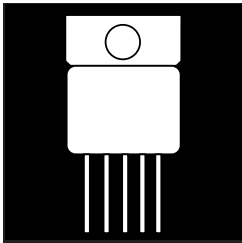


DUAL HIGH EFFICIENCY RECTIFIERS IN HERMETIC MO-078AA PACKAGE



15 Amp, 50 To 400 Volts, 35 To 50 ns trr

FEATURES

- Very Low Forward Voltage
- Very Fast Switching Time
- Hermetic 5-Pin Metal Package, JEDEC MO-078AA Outline
- Low Thermal Resistance
- Isolated Package
- High Surge
- Two Uncommitted Rectifiers
- Available Screened To MIL-S-19500, TX, TXV And S Levels

DESCRIPTION

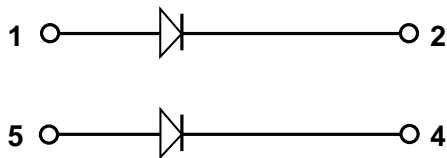
This series of products in a hermetic package is specifically designed for use at power switching frequencies in excess of 100 kHz. This series combines two uncommitted high efficiency devices into one package, simplifying installation, reducing heat sink hardware, and the need to obtain matched components. These devices are ideally suited for demanding applications where small size and a hermetically sealed package are required.

ABSOLUTE MAXIMUM RATINGS (Per Diode) @ 25°C


Peak Inverse Voltage	50 to 400 V
Maximum Average D.C. Output Current @ $T_c = 100^\circ\text{C}$	15 A
Non-Repetitive Sinusoidal Surge Current 8.3 ms	150 A
Operating and Storage Temperature Range	- 55° C to +150° C

3.2

SCHEMATIC



CONNECTION DIAGRAM



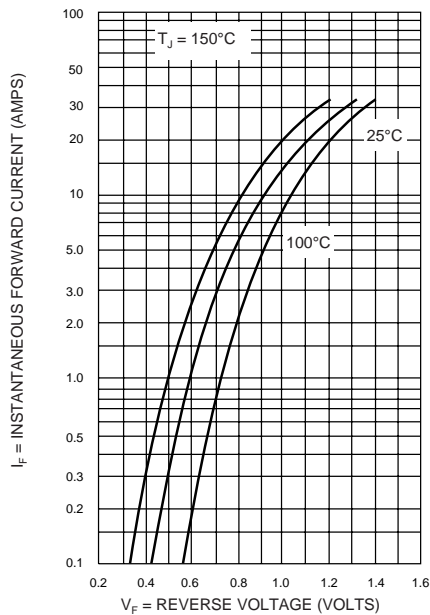
OM5209SC - OM5213SC

ELECTRICAL CHARACTERISTICS (Per Diode)

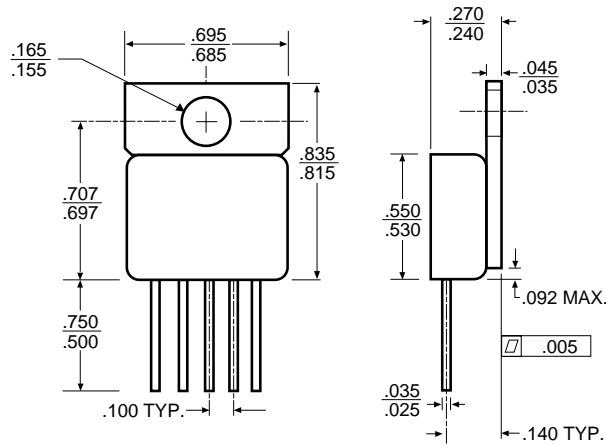
Type	PIV	Maximum Forward Voltage ⁽¹⁾		Maximum Reverse Current		Maximum Reverse Recovery Time ⁽²⁾	Maximum Thermal Resist. $R_{\theta JC}$
		$T_j = 25^\circ\text{C}$	$T_j = 100^\circ\text{C}$	$T_j = 25^\circ\text{C}$	$T_j = 100^\circ\text{C}$		
OM5209SC	50	1.2V @ 15A	1.00V @ 15A	20 μA	1.0 mA	35 nsec	2.0
OM5210SC	100						
OM5211SC	150						
OM5212SC	200	1.45V @ 15A	1.25V @ 15A	20 μA	1.0 mA	50 nsec	1.8
OM5213SC	400						

(1) Pulse Test: Pulse Width = 300 μs , Duty Cycle = 2.0%. (2) Measured in Circuit: $I_F = 0.5\text{ A}$, $I_R = 1.0\text{ A}$, $I_{REC} = 0.25\text{ A}$

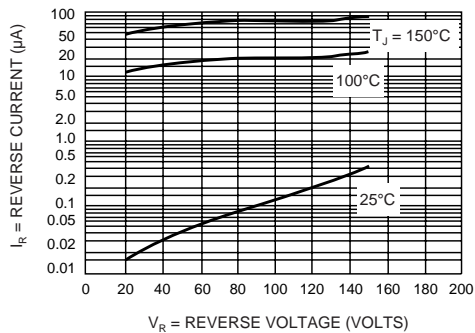
**50 V TO 200 V
TYPICAL FORWARD VOLTAGE
OM5209, 5210, 5211, 5212, 5213**



MECHANICAL OUTLINE



**TYPICAL REVERSE CURRENT
OM5209, 5210, 5211, 5212, 5213**



3.2