

PL03 Series 3mm (T1) LED

Features

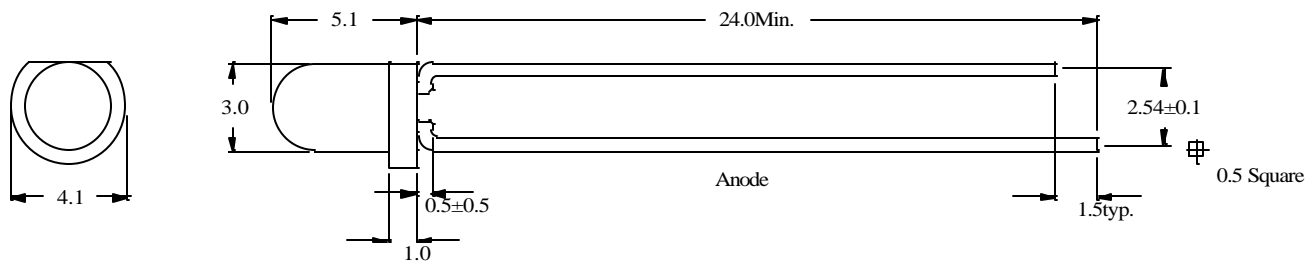
- *Standard, Bi-Color and Low Current available
- *High Light Output
- *Flanged
- *Available in Color (CD), White Diffused (WD), Color Transparent (CT) and Water Clear (WC)
- *Available in PL301-03, PL309-03, PL312, PL313 Right Angle Holder

Absolute Maximum Ratings at T_A = 25 °C

Reverse Voltage (<100μA).....	4.0V
Max Forward Current.....	20mA
Peak Forward Current (1/10 Duty Cycle, 0.1ms Pulse Width).....	100mA
Operating Temperature Range.....	-25°C to + 85°C
Storage Temperature Range.....	-25°C to +100°C
Soldering Temperature (1.6mm below body).....	260° for 5 seconds

Electrical & Optical Characteristics at T_A = 25 °C

Part Number		Emitting Color	Material	Peak Wave Length	View Angle 2θ ½	Forward Voltage @20mA (V)								Luminous Intensity @20mA (mcd)	
						Standard		Low Current (2mA)		5V Integrated Resistor		12V Integrated Resistor			
Color Diffused	White Diffused			(nm)	Deg	Typ	Max	Typ	Max	Typ	Max	Typ	Max	Min	Typ
PL03-CDR24	PL03-WDR24	Bright Red	GaP	700	56°	2.1	3.0			5.0	7.0	12.0	15.0	1.6	2.7
PL03-CDR12	PL03-WDR12	Hi-Eff Red	GaAsP on GaP	635		2.1	3.0	1.8	2.2	5.0	7.0	12.0	15.0	9.3	15.5
PL03-CDG13	PL03-WDG13	Green	GaP	567		2.1	3.0	1.8	2.2	5.0	7.0	12.0	15.0	8.0	13.3
PL03-CDG14	PL03-WDG14	HI-Eff Green	GaP	567		2.1	3.0	1.8	2.2	5.0	7.0	12.0	15.0	10.4	17.3
PL03-CDY01	PL03-WDY01	Yellow	GaAsP on GaP	585		2.1	3.0	1.8	2.2	5.0	7.0	12.0	15.0	6.6	11.0
PL03-CDA02	PL03-WDA02	Amber	GaAsP on GaP	610		2.1	3.0			5.0	7.0	12.0	15.0	9.3	15.5
PL03-CDO12	PL03-WDO12	Orange	GaAsP on GaP	635		2.1	3.0	1.8	2.2	5.0	7.0	12.0	15.0	9.3	15.5
Color Transparent	Water Clear			(nm)		Deg	Typ	Max	Typ	Max	Typ	Max	Typ	Max	Min
PL03-CTR24	PL03-WCR24	Bright Red	GaP	700	36°	2.1	3.0			5.0	7.0	12.0	15.0	5.5	9.2
PL03-CTR12	PL03-WCR12	Hi-Eff Red	GaAsP on GaP	635		2.1	3.0	1.8	2.2	5.0	7.0	12.0	15.0	31.7	52.9
PL03-CTG13	PL03-WCG13	Green	GaP	567		2.1	3.0	1.8	2.2	5.0	7.0	12.0	15.0	27.0	45.0
PL03-CTG14	PL03-WCG14	HI-Eff Green	GaP	567		2.1	3.0	1.8	2.2	5.0	7.0	12.0	15.0	35.1	58.5
PL03-CTY01	PL03-WCY01	Yellow	GaAsP on GaP	585		2.1	3.0	1.8	2.2	5.0	7.0	12.0	15.0	22.6	37.6
PL03-CTA02	PL03-WCA02	Amber	GaAsP on GaP	610		2.1	3.0			5.0	7.0	12.0	15.0	31.7	52.9
PL03-CTO12	PL03-WCO12	Orange	GaAsP on GaP	635		2.1	3.0	1.8	2.2	5.0	7.0	12.0	15.0	31.7	52.9



PL03 Series 5 Volt 3mm (T1) LED

Features

- *Standard, Bi-Color and Low Current available
- *High Light Output
- *Flanged
- *Available in Color (CD), White Diffused (WD), Color Transparent (CT) and Water Clear (WC)
- *Available in PL301-03, PL309-03, PL312, PL313 Right Angle Holder

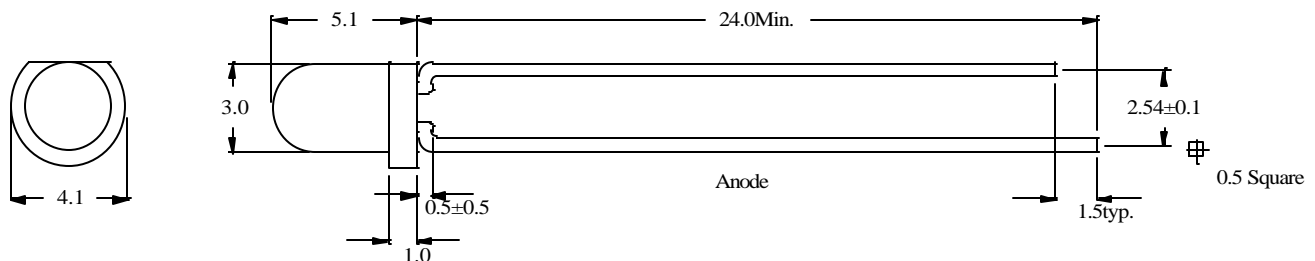
Absolute Maximum Ratings at T_A = 25 °C

Reverse Voltage (<100μA).....	5.0V
Max Forward Current.....	20mA
Peak Forward Current (1/10 Duty Cycle, 0.1ms Pulse Width).....	100mA
Operating Temperature Range.....	-25°C to + 85°C
Storage Temperature Range.....	-25°C to +100°C
Soldering Temperature (1.6mm below body).....	260° for 5 seconds

Electrical & Optical Characteristics at T_A = 25 °C

Part Number		Emitting Color	Material	Peak Wave Length	View Angle 2θ ½	Forward Voltage @20mA (V)		Luminous Intensity @20mA (mcd)	
						Typ	Max	Min	Typ
Color Diffused	White Diffused			(nm)	Deg	Typ	Max	Min	Typ
PL03-CDR24-5V	PL03-WDR24-5V	Bright Red	GaP	700	56°	5.0	7.0	1.6	2.7
PL03-CDR12-5V	PL03-WDR12-5V	Hi-Eff Red	GaAsP on GaP	635		5.0	7.0	9.3	15.5
PL03-CDG13-5V	PL03-WDG13-5V	Green	GaP	567		5.0	7.0	8.0	13.3
PL03-CDG14-5V	PL03-WDG14-5V	HI-Eff Green	GaP	567		5.0	7.0	10.4	17.3
PL03-CDY01-5V	PL03-WDY01-5V	Yellow	GaAsP on GaP	585		5.0	7.0	6.6	11.0
PL03-CDA02-5V	PL03-WDA02-5V	Amber	GaAsP on GaP	610		5.0	7.0	9.3	15.5
PL03-CDO12-5V	PL03-WDO12-5V	Orange	GaAsP on GaP	635		5.0	7.0	9.3	15.5
Color Transparent	Water Clear			(nm)		Deg	Typ	Max	Min
PL03-CTR24-5V	PL03-WCR24-5V	Bright Red	GaP	700	36°	5.0	7.0	5.5	9.2
PL03-CTR12-5V	PL03-WCR12-5V	Hi-Eff Red	GaAsP on GaP	635		5.0	7.0	31.7	52.9
PL03-CTG13-5V	PL03-WCG13-5V	Green	GaP	567		5.0	7.0	27.0	45.0
PL03-CTG14-5V	PL03-WCG14-5V	HI-Eff Green	GaP	567		5.0	7.0	35.1	58.5
PL03-CTY01-5V	PL03-WCY01-5V	Yellow	GaAsP on GaP	585		5.0	7.0	22.6	37.6
PL03-CTA02-5V	PL03-WCA02-5V	Amber	GaAsP on GaP	610		5.0	7.0	31.7	52.9
PL03-CTO12-5V	PL03-WCO12-5V	Orange	GaAsP on GaP	635		5.0	7.0	31.7	52.9

All Dimensions are in Millimeters. Tolerance is ±0.25 mm unless otherwise specified. An epoxy meniscus may extend about 1 mm down the leads.



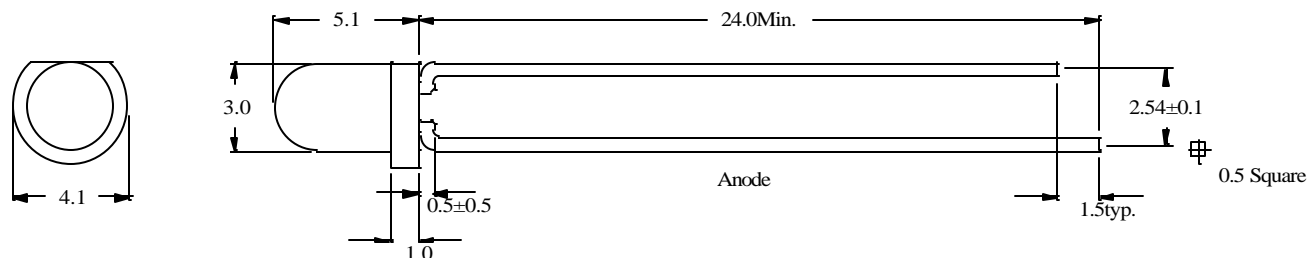
PL03 Series 12 Volt 3mm (T1) LED

Features *Standard, Bi-Color and Low Current available *High Light Output *Flanged *Available in Color (CD), White Diffused (WD), Color Transparent (CT) and Water Clear (WC) *Available in PL301-03, PL309-03, PL312, PL313 Right Angle Holder	Absolute Maximum Ratings at T_A = 25 °C	
	Reverse Voltage (<100µA).....	5.0V
	Max Forward Current.....	20mA
	Peak Forward Current (1/10 Duty Cycle, 0.1ms Pulse Width).....	100mA
	Operating Temperature Range.....	-25°C to + 85°C
	Storage Temperature Range.....	-25°C to +100°C
Soldering Temperature (1.6mm below body).....		260° for 5 seconds

Electrical & Optical Characteristics at T_A = 25 °C

Part Number		Emitting Color	Material	Peak Wave Length	View Angle 2θ ½	Forward Voltage @20mA (V)		Luminous Intensity @20mA (mcd)	
						Typ	Max	Min	Typ
Color Diffused	White Diffused			(nm)	Deg	Typ	Max	Min	Typ
PL03-CDR24-12V	PL03-WDR24-12V	Bright Red	GaP	700		12.0	15.0	1.6	2.7
PL03-CDR12-12V	PL03-WDR12-12V	Hi-Eff Red	GaAsP on GaP	635		12.0	15.0	9.3	15.5
PL03-CDG13-12V	PL03-WDG13-12V	Green	GaP	567		12.0	15.0	8.0	13.3
PL03-CDG14-12V	PL03-WDG14-12V	HI-Eff Green	GaP	567	56°	12.0	15.0	10.4	17.3
PL03-CDY01-12V	PL03-WDY01-12V	Yellow	GaAsP on GaP	585		12.0	15.0	6.6	11.0
PL03-CDA02-12V	PL03-WDA02-12V	Amber	GaAsP on GaP	610		12.0	15.0	9.3	15.5
PL03-CDO12-12V	PL03-WDO12-12V	Orange	GaAsP on GaP	635		12.0	15.0	9.3	15.5
Color Transparent	Water Clear			(nm)	Deg	Typ	Max	Min	Typ
PL03-CTR24-12V	PL03-WCR24-12V	Bright Red	GaP	700		12.0	15.0	5.5	9.2
PL03-CTR12-12V	PL03-WCR12-12V	Hi-Eff Red	GaAsP on GaP	635		12.0	15.0	31.7	52.9
PL03-CTG13-12V	PL03-WCG13-12V	Green	GaP	567		12.0	15.0	27.0	45.0
PL03-CTG14-12V	PL03-WCG14-12V	HI-Eff Green	GaP	567	36°	12.0	15.0	35.1	58.5
PL03-CTY01-12V	PL03-WCY01-12V	Yellow	GaAsP on GaP	585		12.0	15.0	22.6	37.6
PL03-CTA02-12V	PL03-WCA02-12V	Amber	GaAsP on GaP	610		12.0	15.0	31.7	52.9
PL03-CTO12-12V	PL03-WCO12-12V	Orange	GaAsP on GaP	635		12.0	15.0	31.7	52.9

All dimensions are in Millimeters. Tolerance is ±0.25 mm unless otherwise specified. An epoxy meniscus may extend about 1 mm down the leads.



PL03 Series Low Current 3mm (T1) LED

Features

- *Standard and Bi-Color Available
- *High Light Output
- *Flanged
- *Available in Color (CD), White Diffused (WD), Color Transparent (CT) and Water Clear (WC)
- *Available in PL301-03, PL309-03, PL312, PL313 Right Angle Holder

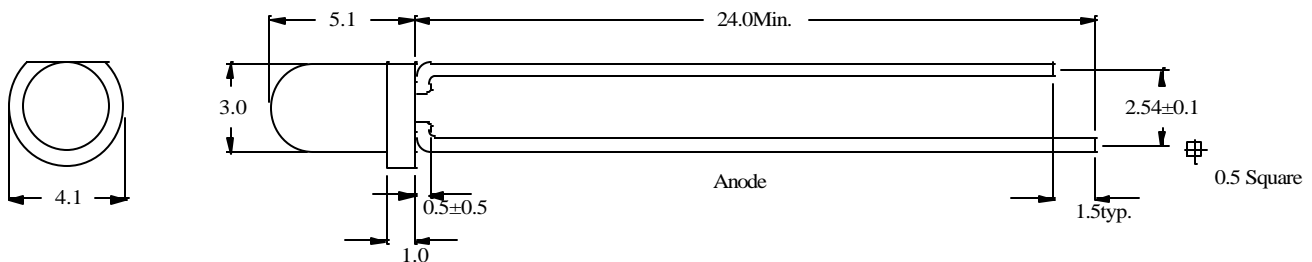
Absolute Maximum Ratings at T_A = 25 °C

Reverse Voltage (<100μA).....	4.0V
Max Forward Current.....	20mA
Peak Forward Current (1/10 Duty Cycle, 0.1ms Pulse Width).....	100mA
Operating Temperature Range.....	-25°C to + 85°C
Storage Temperature Range.....	-25°C to +100°C
Soldering Temperature (1.6mm below body).....	260° for 5 seconds

Electrical & Optical Characteristics at T_A = 25 °C

Part Number		Emitting Color	Material	Peak Wave Length	View Angle 2θ ½	Forward Voltage @2mA (V)		Luminous Intensity @2mA (mcd)	
						Typ	Max	Min	Typ
Color Diffused	White Diffused			(nm)	Deg	Typ	Max	Min	Typ
PL03-CDR12-LC	PL03-WDR12-LC	Hi-Eff Red	GaAsP on GaP	635	56°	1.8	2.2	1.0	1.7
PL03-CDG13-LC	PL03-WDG13-LC	Green	GaP	567		1.8	2.2	0.9	1.5
PL03-CDY01-LC	PL03-WDY01-LC	Yellow	GaAsP on GaP	585		1.8	2.2	0.7	1.2
PL03-CDO12-LC	PL03-WDO12-LC	Orange	GaAsP on GaP	635		1.8	2.2	1.0	1.7
Color Transparent	Water Clear			(nm)	Deg	Typ	Max	Min	Typ
PL03-CTR12-LC	PL03-WCR12-LC	Hi-Eff Red	GaAsP on GaP	635	36°	1.8	2.2	3.5	5.9
PL03-CTG13-LC	PL03-WCG13-LC	Green	GaP	567		1.8	2.2	3.0	5.0
PL03-CTY01-LC	PL03-WCY01-LC	Yellow	GaAsP on GaP	585		1.8	2.2	2.5	4.2
PL03-CTO12-LC	PL03-WCO12-LC	Orange	GaAsP on GaP	635		1.8	2.2	3.5	5.9

All Dimensions are in Millimeters . Tolerance is ±0.25 mm unless otherwise specified. An Epoxy meniscus may extend about 1 mm down the leads.



PL03 Series 3mm (T1) Flashing LED

Features *Standard, Bi-Color and Low Current available *High Light Output *Flanged *Available in Color, White Diffused (WD), Color Transparent (CT), and Water Clear (WC) *Available in PL301-03, PL312 PL309-03 Right Angle Holder	Absolute Maximum Ratings at T_A = 25 °C	
	Reverse Voltage (<100µA).....	5.0V
	Max Forward Current.....	30mA
	Peak Forward Current (1/10 Duty Cycle, 0.1ms Pulse Width).....	100mA
	Operating Temperature Range.....	-25°C to + 85°C
	Storage Temperature Range.....	-25°C to +100°C
Soldering Temperature (1.6mm below body).....		260° for 5 seconds

Electrical & Optical Characteristics at T_A = 25 °C

Part Number	Emitting Color	Material	Peak Wave Length	View Angle 2θ ½	Forward Voltage @20mA (V)		Luminous Intensity @20mA (mcd)	
					Typ	Max	Min	Typ
Color Diffused			(nm)	Deg				
PL03-CDRF12	Hi-Eff Red	GaAsP on GaP	635	78°	3.0	5.0	1.7	2.9
PL03-CDRF21	Super Bright Red	GaAlAs on GaAs	660		3.0	5.0	17.1	28.5
PL03-CDGF13	Green	GaP	567		3.0	5.0	1.5	2.5
PL03-CDYF01	Yellow	GaAsP on GaP	585		3.0	5.0	1.3	2.1
PL03-CDOF12	Orange	GaAsP on GaP	635		3.0	5.0	1.7	2.9

All dimensions are in Millimeters. Tolerance is ±0.25 (Leads ±0.1) Unless otherwise specified. An epoxy meniscus may extend 1mm down the leads.

