



HMP5A94

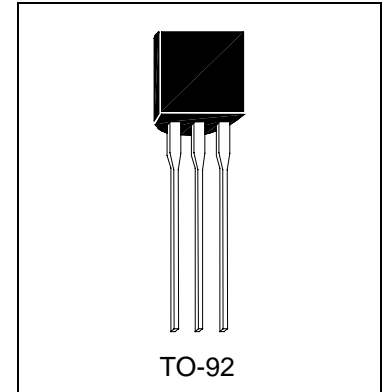
PNP EPITAXIAL PLANAR TRANSISTOR

Description

The HMP5A94 is designed for application that requires high voltage.

Features

- High Breakdown Voltage: 400V(Min.) at IC=1mA
- High Current: IC=300mA at 25°C
- Complementary to HMP5A44



Absolute Maximum Ratings

- Maximum Temperatures
Storage Temperature -55 ~ +150 °C
Junction Temperature +150 °C Maximum
- Maximum Power Dissipation
Total Power Dissipation (Ta=25°C)..... 625 mW
- Maximum Voltages and Currents (Ta=25°C)
VCBO Collector to Base Voltage..... -400 V
VCEO Collector to Emitter Voltage -400 V
VEBO Emitter to Base Voltage..... -6 V
IC Collector Current -500 mA

Characteristics (Ta=25°C)

Symbol	Min.	Typ.	Max.	Unit	Test Conditions
BVCBO	-400	-	-	V	IC=-100uA, IE=0
BVCEO	-400	-	-	V	IC=-1mA, IB=0
BVEBO	-6	-	-	V	IE=-10uA, IC=0
ICBO	-	-	-100	nA	VCB=-400V, IE=0
IEBO	-	-	-100	nA	VEB=-4V, IC=0
ICES	-	-	-500	nA	VCE=-400V, VBE=0
*VCE(sat)1	-	-	-350	mV	IC=-1mA, IB=-0.1mA
*VCE(sat)2	-	-	-500	mV	IC=-20mA, IB=-2mA
*VCE(sat)3	-	-	-750	mV	IC=-50mA, IB=-5mA
*VBE(sat)	-	-	-750	mV	IC=-10mA, IB=-1mA
*hFE1	40	-	-		VCE=-10V, IC=-1mA
*hFE2	50	-	300		VCE=-10V, IC=-10mA
*hFE3	45	-	-		VCE=-10V, IC=-50mA
*hFE4	40	-	-		VCE=-10V, IC=-100mA

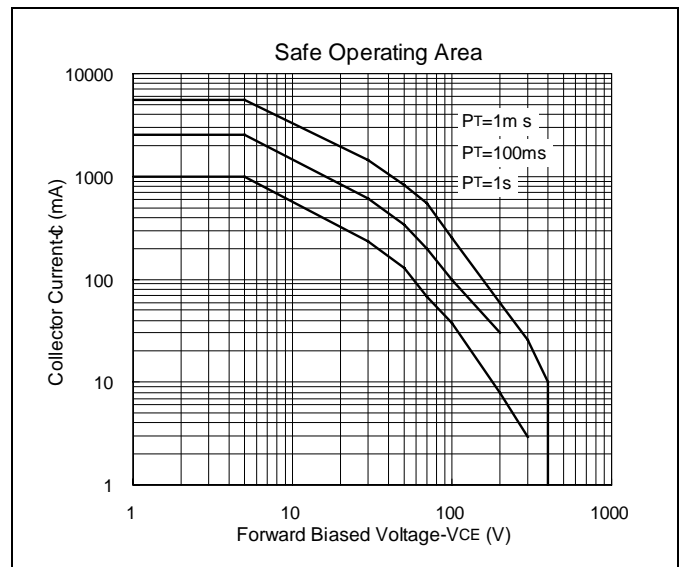
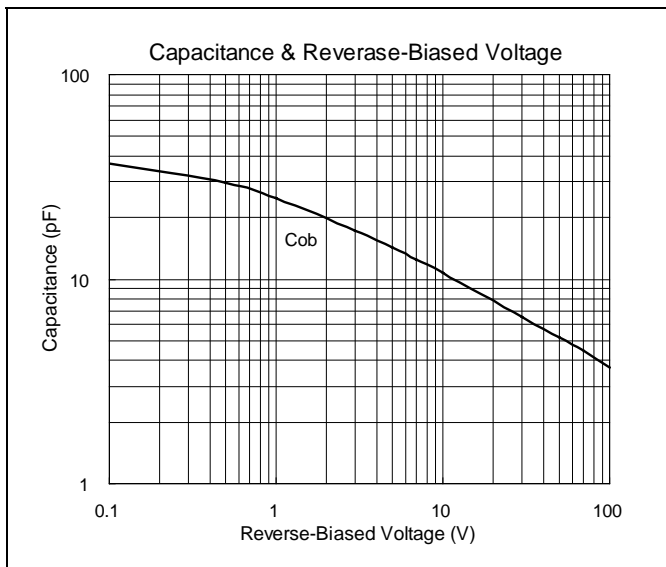
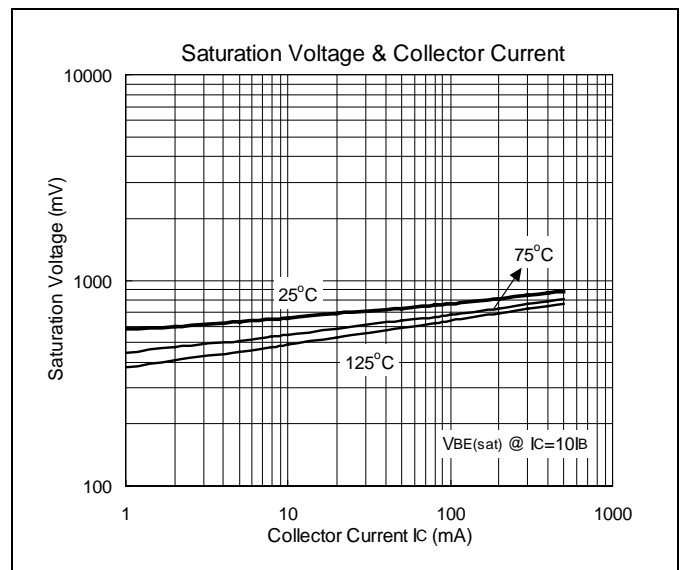
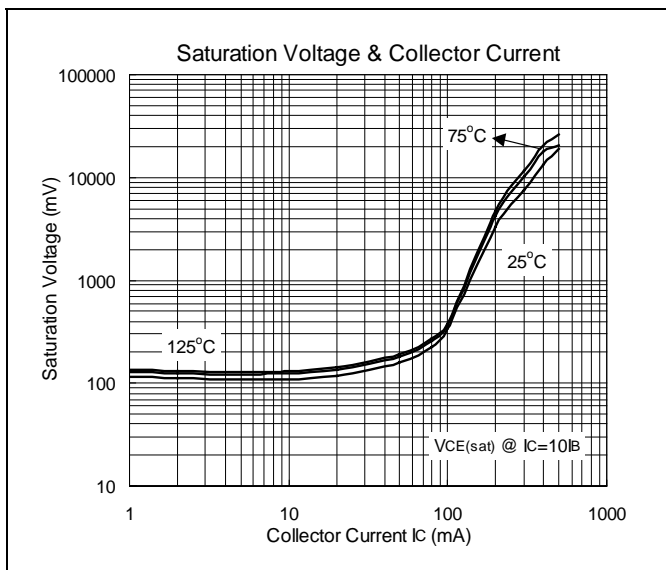
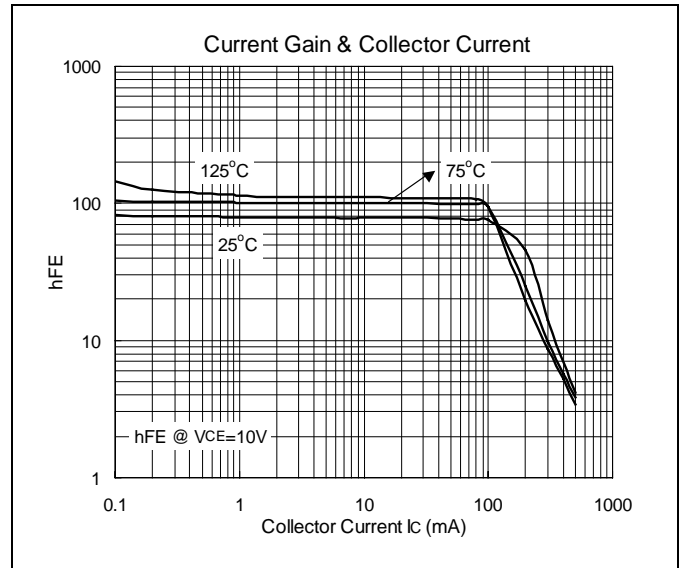
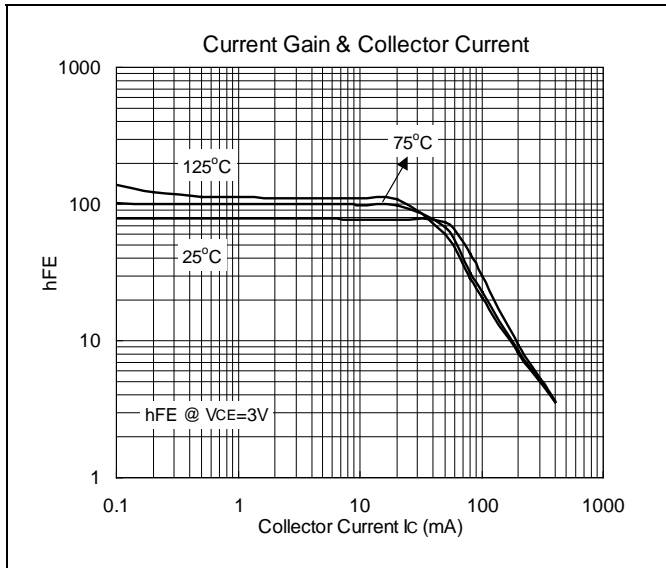
*Pulse Test: Pulse Width ≤380us, Duty Cycles≤2%

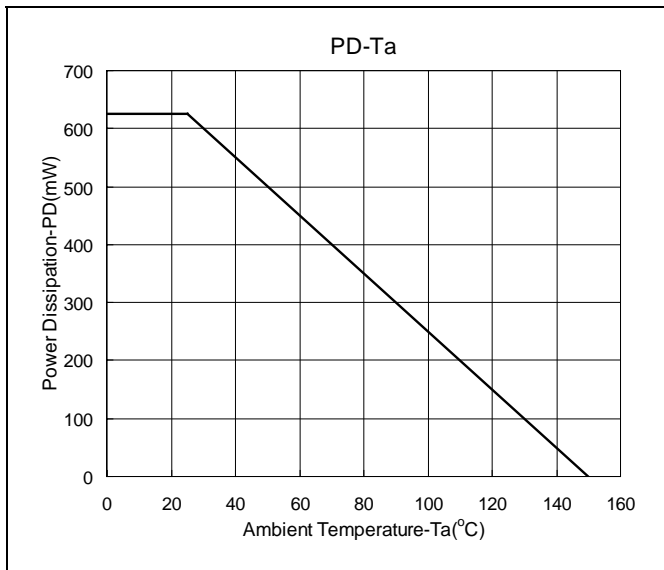
Classification Of hFE2

Rank	NSS	NS	SD	N
hFE@VCE=-3V, IC=-100mA	>50	>50	-	-
hFE2@VCE=-10V, IC=-10mA	70-200	70-300	70-200	50-300
VCE(sat)@IC=-20mA, IB=-2mA	<200mV	<500mV	<200mV	<500mV



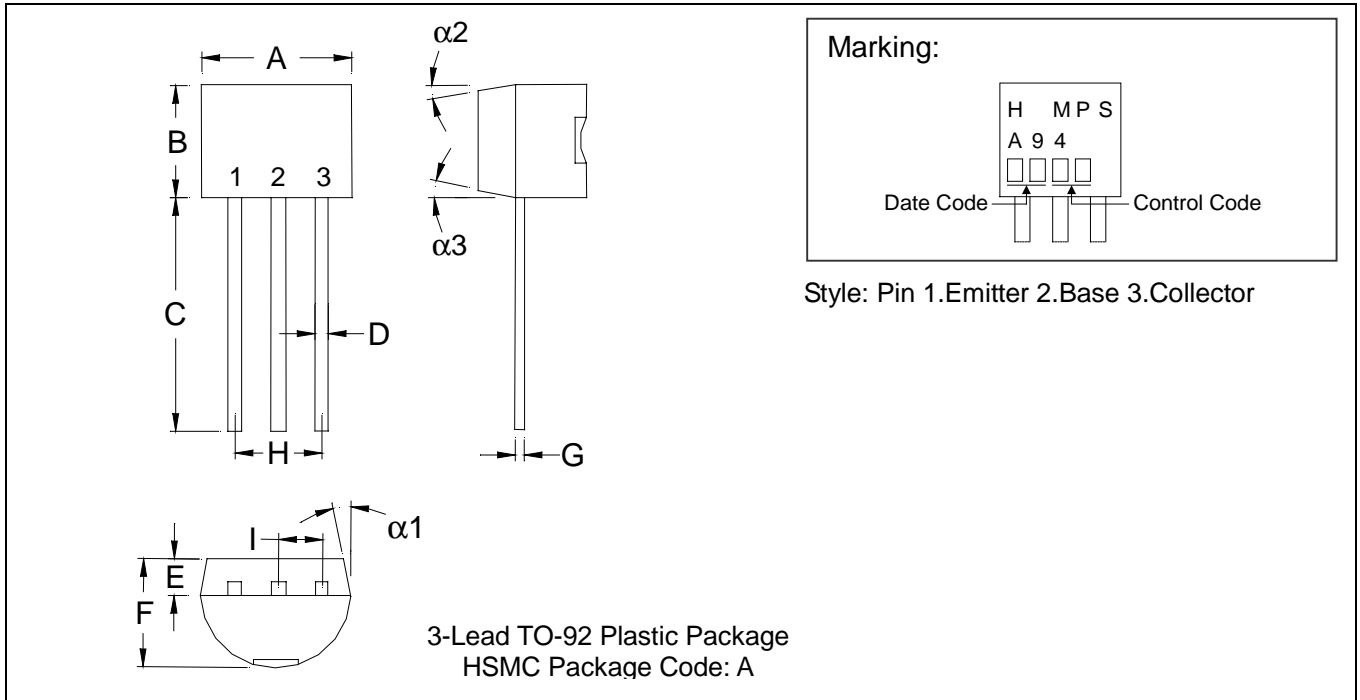
Characteristics Curve







TO-92 Dimension



*: Typical

DIM	Inches		Millimeters		DIM	Inches		Millimeters	
	Min.	Max.	Min.	Max.		Min.	Max.	Min.	Max.
A	0.1704	0.1902	4.33	4.83	G	0.0142	0.0220	0.36	0.56
B	0.1704	0.1902	4.33	4.83	H	-	*0.1000	-	*2.54
C	0.5000	-	12.70	-	I	-	*0.0500	-	*1.27
D	0.0142	0.0220	0.36	0.56	$\alpha 1$	-	*5°	-	*5°
E	-	*0.0500	-	*1.27	$\alpha 2$	-	*2°	-	*2°
F	0.1323	0.1480	3.36	3.76	$\alpha 3$	-	*2°	-	*2°

- Notes: 1. Dimension and tolerance based on our Spec. dated Apr. 25, 1996.
 2. Controlling dimension: millimeters.
 3. Maximum lead thickness includes lead finish thickness, and minimum lead thickness is the minimum thickness of base material.
 4. If there is any question with packing specification or packing method, please contact your local HSMC sales office.

Material:

- Lead: 42 Alloy; solder plating
- Mold Compound: Epoxy resin family, flammability solid burning class: UL94V-0

Important Notice:

- All rights are reserved. Reproduction in whole or in part is prohibited without the prior written approval of HSMC.
- HSMC reserves the right to make changes to its products without notice.
- **HSMC semiconductor products are not warranted to be suitable for use in Life-Support Applications, or systems.**
- HSMC assumes no liability for any consequence of customer product design, infringement of patents, or application assistance.

Head Office And Factory:

- **Head Office** (Hi-Sincerity Microelectronics Corp.): 10F., No. 61, Sec. 2, Chung-Shan N. Rd. Taipei Taiwan R.O.C.
 Tel: 886-2-25212056 Fax: 886-2-25632712, 25368454
- **Factory 1:** No. 38, Kuang Fu S. Rd., Fu-Kou Hsin-Chu Industrial Park Hsin-Chu Taiwan. R.O.C
 Tel: 886-3-5983621-5 Fax: 886-3-5982931