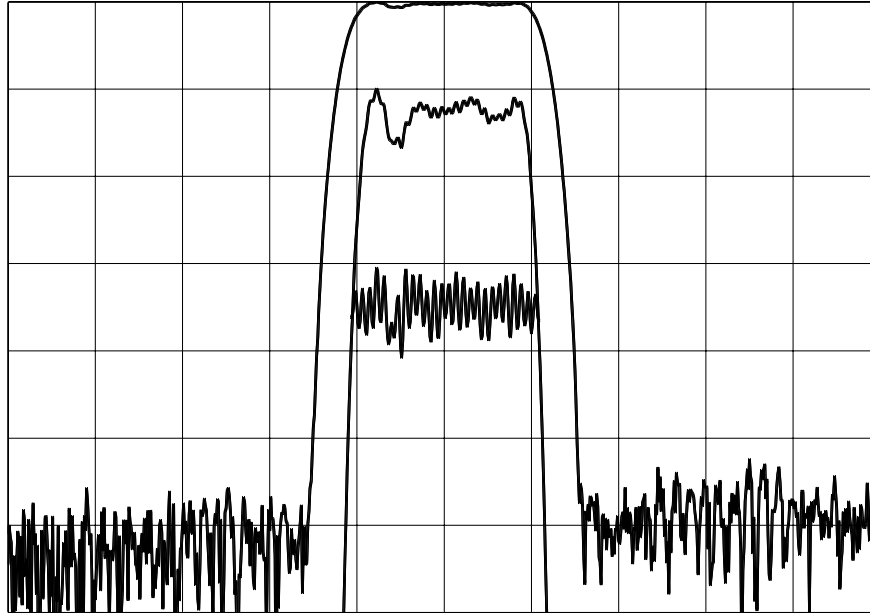


TYPICAL PERFORMANCE



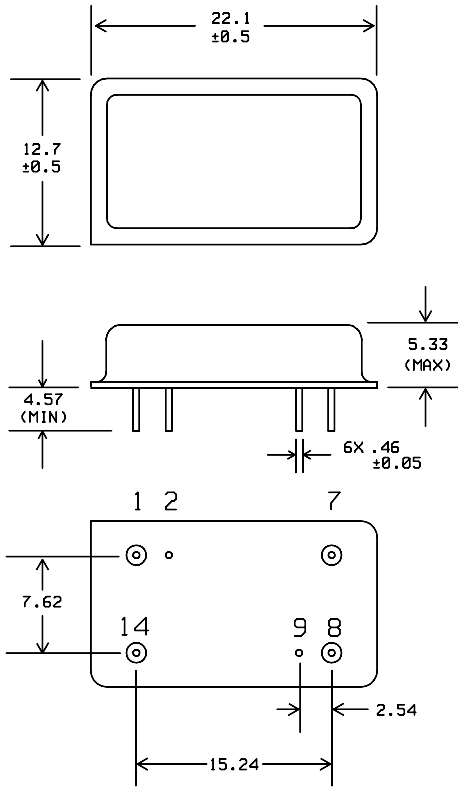
Horizontal: 2 MHz/div Vertical (from top): Magnitude 10 dB/div
 Magnitude 1 dB/div
 Group Delay 50 ns./div

SPECIFICATION

Parameter	Min.	Typ.	Max.	Units.
Center Frequency (Fc) ¹	69.91	70.0	70.09	MHz
Insertion Loss at Fc		23.0	26	dB
1 dB Bandwidth	4.0	4.2		MHz
3 dB Bandwidth	4.5	4.7		MHz
40 dB Bandwidth		6.7	6.9	MHz
Passband Ripple		0.3	0.8	dB
Phase Ripple		2	4	deg p-p
Group Delay Ripple		60	120	ns p-p
Absolute Delay		3		us
Ultimate Rejection	50	60		dB
Substrate Material	112 Lithium Tantalate			
Ambient Temperature		25		° C

Notes:
 1: Mean Value of 3 dB points

PACKAGE OUTLINE

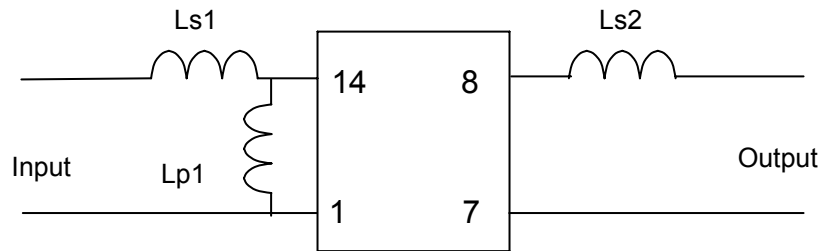


Units: mm

Pin Configuration:

- Input: 14
- Input Return: 1
- Output: 8
- Output Return: 7
- Ground: 2, 9

MATCHING CIRCUIT



Component values:

- Lp1 = 270 nH Ls1 = 230 nH (Minimum Q = 45)
- Ls2 = 110 nH

Notes

- 1: Recommend use of 2% tolerance components.
- 2: Optimum Values depend on board layout. Values intended as guide only.

