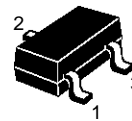


## SMALL SIGNAL NPN TRANSISTORS

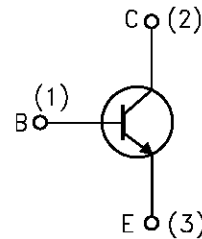
Type	Marking
SO2222	N13
SO2222A	N20

- SILICON EPITAXIAL PLANAR NPN TRANSISTORS
- MINIATURE PLASTIC PACKAGE FOR APPLICATION IN SURFACE MOUNTING CIRCUITS
- MEDIUM CURRENT AF AMPLIFICATION AND SWITCHING
- PNP COMPLEMENTS ARE RESPECTIVELY SO2907 AND SO2907A



**SOT-23**

### INTERNAL SCHEMATIC DIAGRAM



SC08960

### ABSOLUTE MAXIMUM RATINGS

Symbol	Parameter	Value		Unit
		SO2222	SO2222A	
$V_{CE0}$	Collector-Emitter Voltage ( $V_{BE} = 0$ )	60	75	V
$V_{CEO}$	Collector-Emitter Voltage ( $I_B = 0$ )	30	40	V
$V_{EBO}$	Emitter-Base Voltage ( $I_C = 0$ )	5	6	V
$I_{CM}$	Collector Peak Current	0.8		A
$P_{tot}$	Total Dissipation at $T_c = 25^\circ\text{C}$	350		mW
$T_{stg}$	Storage Temperature	-65 to 150		$^\circ\text{C}$
$T_j$	Max. Operating Junction Temperature	150		$^\circ\text{C}$

## SO2222/SO2222A

### THERMAL DATA

$R_{thj-amb}$	Thermal Resistance Junction-Ambient	Max	350	$^{\circ}\text{C}/\text{W}$
$R_{thj-SR}$	Thermal Resistance Junction-Substrate	Max	290	$^{\circ}\text{C}/\text{W}$

• Mounted on a ceramic substrate area = 15 x 15 x 0.6 mm

### ELECTRICAL CHARACTERISTICS ( $T_{case} = 25^{\circ}\text{C}$ unless otherwise specified)

Symbol	Parameter	Test Conditions	Min.	Typ.	Max.	Unit
$I_{CEX}$	Collector Cut-off Current ( $V_{BE} = 0$ )	$V_{CE} = 60\text{ V}$ $V_{BE} = -3\text{ V}$ for <b>SO2222A</b>			10	nA
$I_{BEX}$	Base Cut-off Current ( $V_{BE} = 0$ )	$V_{CE} = 60\text{ V}$ $V_{BE} = -3\text{ V}$ for <b>SO2222A</b>			20	nA
$I_{CBO}$	Collector Cut-off Current ( $I_E = 0$ )	$V_{CB} = \text{rated } V_{CBO}$ $V_{CB} = \text{rated } V_{CBO}$ $T_j = 150^{\circ}\text{C}$			10 10	nA $\mu\text{A}$
$I_{EBO}$	Emitter Cut-off Current ( $I_C = 0$ )	$V_{EB} = 3\text{ V}$ for <b>SO2222</b> for <b>SO2222A</b>			30 15	nA nA
$V_{(BR)CEO}^*$	Collector-Emitter Breakdown Voltage ( $I_B = 0$ )	$I_C = 10\text{ mA}$ for <b>SO2222</b> for <b>SO2222A</b>	30 40			V V
$V_{(BR)CBO}^*$	Collector-Base Breakdown Voltage ( $I_B = 0$ )	$I_C = 10\text{ }\mu\text{A}$ for <b>SO2222</b> for <b>SO2222A</b>	60 75			V V
$V_{(BR)EBO}$	Emitter-Base Breakdown Voltage ( $I_C = 0$ )	$I_E = 10\text{ }\mu\text{A}$ for <b>SO2222</b> for <b>SO2222A</b>	5 6			V V
$V_{CE(sat)}^*$	Collector-Emitter Saturation Voltage	$I_C = 150\text{ mA}$ $I_B = 15\text{ mA}$ for <b>SO2222</b> for <b>SO2222A</b> $I_C = 500\text{ mA}$ $I_B = 50\text{ mA}$ for <b>SO2222</b> for <b>SO2222A</b>			0.4 0.3 1.6 1	V V V V
$V_{BE(sat)}^*$	Collector-Base Saturation Voltage	$I_C = 150\text{ mA}$ $I_B = 15\text{ mA}$ for <b>SO2222</b> for <b>SO2222A</b> $I_C = 500\text{ mA}$ $I_B = 50\text{ mA}$ for <b>SO2222</b> for <b>SO2222A</b>	0.6		1.3 1.2 2.6 2	V V V V
$h_{FE}^*$	DC Current Gain	$I_C = 0.1\text{ mA}$ $V_{CE} = 10\text{ V}$ $I_C = 1\text{ mA}$ $V_{CE} = 10\text{ V}$ $I_C = 10\text{ mA}$ $V_{CE} = 10\text{ V}$ $I_C = 150\text{ mA}$ $V_{CE} = 10\text{ V}$ $I_C = 150\text{ mA}$ $V_{CE} = 1\text{ V}$ $I_C = 500\text{ mA}$ $V_{CE} = 10\text{ V}$ for <b>SO2222</b> for <b>SO2222A</b>	35 50 75 100 50 30 40		300	
$f_T$	Transition Frequency	$I_C = 20\text{ mA}$ $V_{CE} = 20\text{ V}$ $f = 100\text{ MHz}$ for <b>SO2222</b> for <b>SO2222A</b>	250 300			MHz MHz
$C_{CB}$	Collector Base Capacitance	$I_E = 0$ $V_{CB} = 10\text{ V}$ $f = 1\text{ MHz}$			8	pF

\* Pulsed: Pulse duration = 300  $\mu\text{s}$ , duty cycle  $\leq 2\%$

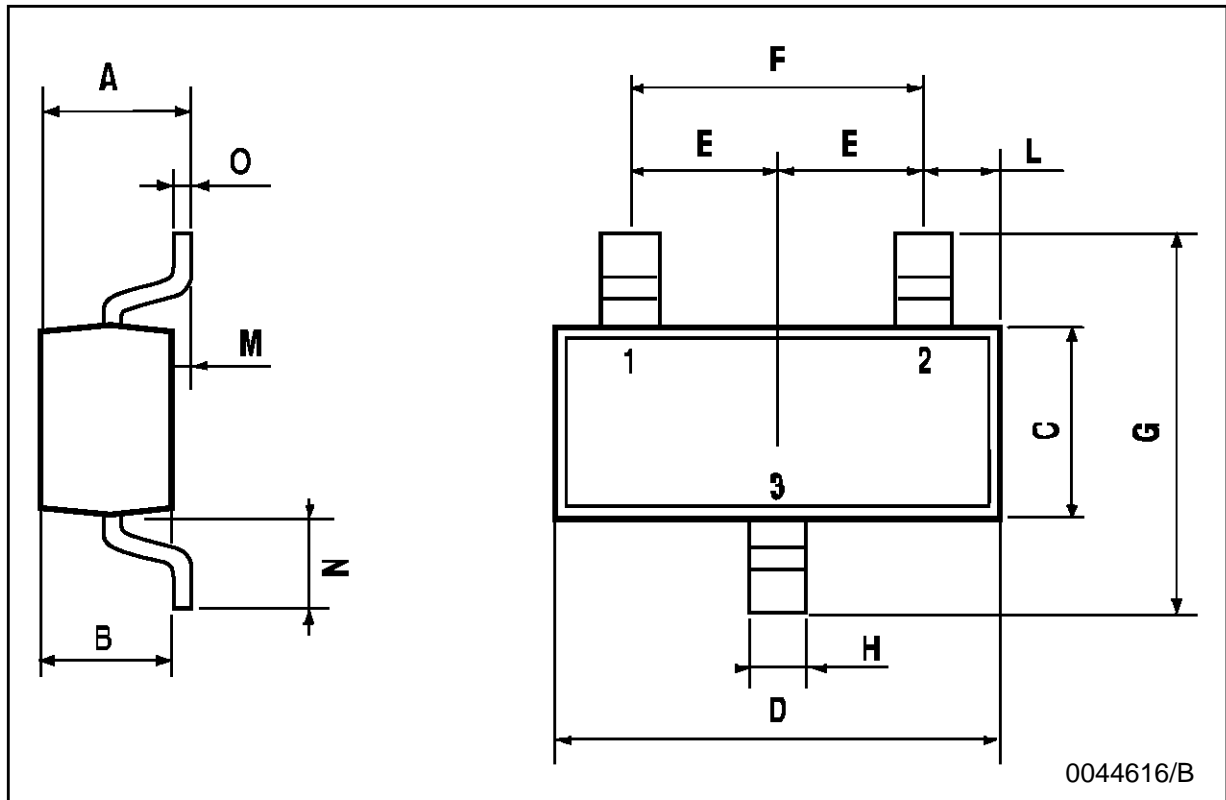
## ELECTRICAL CHARACTERISTICS (Continued)

Symbol	Parameter	Test Conditions	Min.	Typ.	Max.	Unit
$C_{EB}$	Emitter Base Capacitance	$I_E = 0$ $V_{EB} = 0.5$ V $f = 1$ MHz for <b>SO2222</b> for <b>SO2222A</b>			30 25	pF pF
NF	Noise Figure	$I_C = 0.1$ mA $V_{CE} = 10$ V $f = 1$ KHz $\Delta f = 200$ Hz $R_G = 1$ K $\Omega$ for <b>SO2222A only</b>			4	dB
$h_{ie}^*$	Input Impedance	$V_{CE} = 10$ V $I_C = 1$ mA $f = 1$ KHz $V_{CE} = 10$ V $I_C = 10$ mA $f = 1$ KHz for <b>SO2222A only</b>	2 0.25		8 1.25	K $\Omega$ K $\Omega$
$h_{re}^*$	Reverse Voltage Ratio	$V_{CE} = 10$ V $I_C = 1$ mA $f = 1$ KHz $V_{CE} = 10$ V $I_C = 10$ mA $f = 1$ KHz for <b>SO2222A only</b>			8 4	$10^{-4}$ $10^{-4}$
$h_{fe}^*$	Small Signal Current Gain	$V_{CE} = 10$ V $I_C = 1$ mA $f = 1$ KHz $V_{CE} = 10$ V $I_C = 10$ mA $f = 1$ KHz for <b>SO2222A only</b>	50 75		300 375	
$h_{oe}^*$	Output Admittance	$V_{CE} = 10$ V $I_C = 1$ mA $f = 1$ KHz $V_{CE} = 10$ V $I_C = 10$ mA $f = 1$ KHz for <b>SO2222A only</b>	5 25		35 200	$\mu$ S $\mu$ S
$t_d$	Delay Time	$I_C = -150$ mA $V_{BE} = -0.5$ V for <b>SO2222A only</b>			10	ns
$t_r$	Rise Time				25	ns
$t_s$	Storage Time	$I_C = 150$ mA $I_{B1} = -I_{B2} = 15$ mA for <b>SO2222A only</b>			225	ns
$t_f$	Fall Time				60	ns

\* Pulsed: Pulse duration = 300  $\mu$ s, duty cycle  $\leq$  2 %

**SOT-23 MECHANICAL DATA**

DIM.	mm			mils		
	MIN.	TYP.	MAX.	MIN.	TYP.	MAX.
A	0.85		1.1	33.4		43.3
B	0.65		0.95	25.6		37.4
C	1.20		1.4	47.2		55.1
D	2.80		3	110.2		118
E	0.95		1.05	37.4		41.3
F	1.9		2.05	74.8		80.7
G	2.1		2.5	82.6		98.4
H	0.38		0.48	14.9		18.8
L	0.3		0.6	11.8		23.6
M	0		0.1	0		3.9
N	0.3		0.65	11.8		25.6
O	0.09		0.17	3.5		6.7



0044616/B

Information furnished is believed to be accurate and reliable. However, SGS-THOMSON Microelectronics assumes no responsibility for the consequences of use of such information nor for any infringement of patents or other rights of third parties which may result from its use. No license is granted by implication or otherwise under any patent or patent rights of SGS-THOMSON Microelectronics. Specifications mentioned in this publication are subject to change without notice. This publication supersedes and replaces all information previously supplied. SGS-THOMSON Microelectronics products are not authorized for use as critical components in life support devices or systems without express written approval of SGS-THOMSON Microelectronics.

© 1995 SGS-THOMSON Microelectronics - Printed in Italy - All Rights Reserved

SGS-THOMSON Microelectronics GROUP OF COMPANIES

Australia - Brazil - Canada - China - France - Germany - Hong Kong - Italy - Japan - Korea - Malaysia - Malta - Morocco - The Netherlands - Singapore - Spain - Sweden - Switzerland - Taiwan - Thailand - United Kingdom - U.S.A