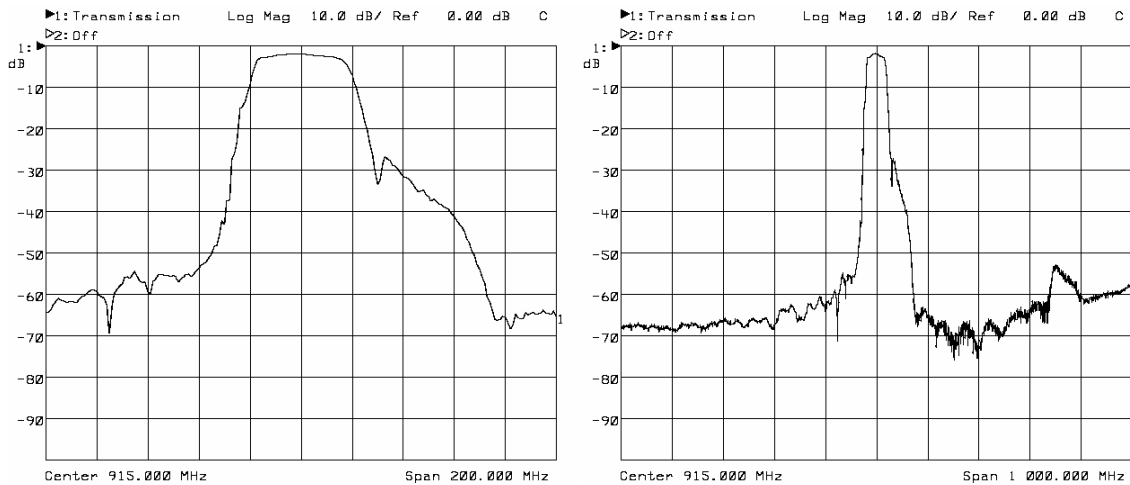




## DESCRIPTION

Miniature 915 MHz surface acoustic wave (SAW) bandpass filter in a 3.8x3.8 mm LCC package designed to be used as the RF filter in spread spectrum unlicensed band transceiver, receiver, and transmitter applications.

## TYPICAL PERFORMANCE



## MAXIMUM RATINGS

Parameter	Min	Max	Units
Operating Temperature Range	-10	+70	°C
Storage Temperature Range	-40	+85	°C
Input Power Level		10	dBm
Max. D. C. Voltage between Each Terminal		10	V

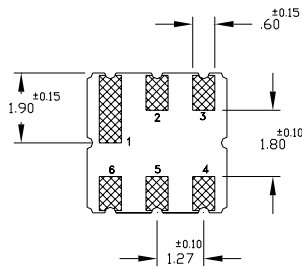
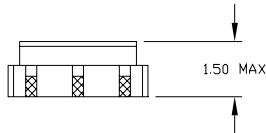
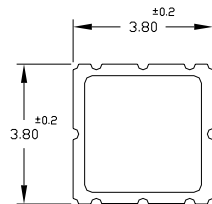
## SPECIFICATION

Parameter	Min	Typ	Max	Units
Center Frequency $F_C$		915.0		MHz
Bandwidth (3dB)	26			MHz
Insertion Loss		2.8	3.3	dB
Passband Amplitude Ripple			1.5	dB
Stopband Rejection, 10-800 MHz	50			dB
Stopband Rejection, 800-845 MHz	45			dB
Stopband Rejection, 845-880 MHz	35			dB
Stopband Rejection, 947-992 MHz	15			dB
Stopband Rejection, 992-1020 MHz	35			dB
Stopband Rejection, 1020-1200 MHz	45			dB
Temperature Coefficient of Frequency		- 30		ppm/°K
Terminating Impedance		50		$\Omega$ // 0nF

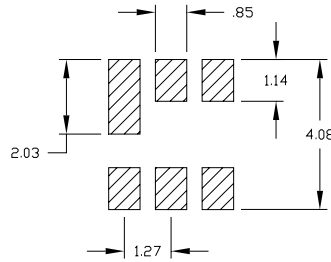


**PACKAGE OUTLINE AND SUGGESTED PCB FOOTPRINT**

3.8 X 3.8 MM, SMP



SUGGESTED PCB FOOTPRINT

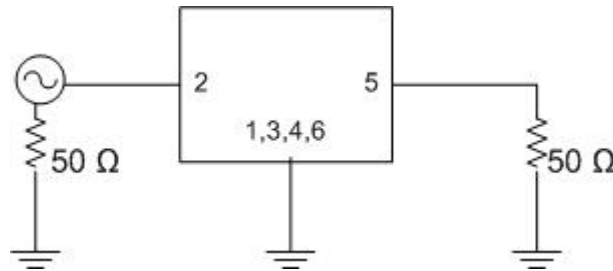


PIN NO.	DESCRIPTION
2	INPUT
5	OUTPUT
1, 3, 4, 6	GROUND

NOTES:  
DIMENSIONS IN MM

**TEST CIRCUIT**

50 ohm single-ended  
No matching circuit required



All specifications are believed to be accurate and reliable. However, ICS reserves the right to make changes without notice.  
© 2005 Integrated Circuit Systems, Inc. All rights reserved.