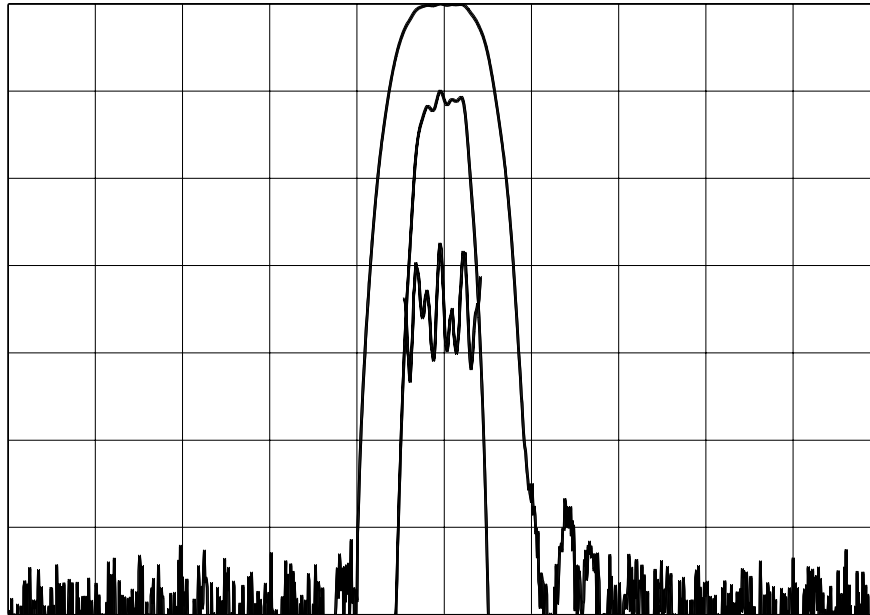




TYPICAL PERFORMANCE



Horizontal: 1 MHz/div Vertical (from top): Magnitude 10 dB/div
 Magnitude 1 dB/div
 Group Delay 100 ns./div

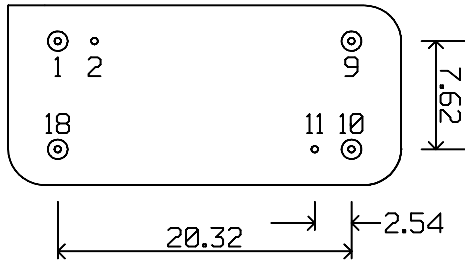
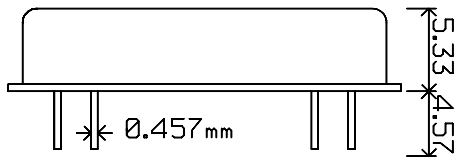

SPECIFICATION

Parameter	Min.	Typ.	Max.	Units.
Center Frequency (Fc) ¹	69.93	70.0	70.07	MHz
Insertion Loss at Fc		17.0	23	dB
1 dB Bandwidth	0.6	0.66		MHz
3 dB Bandwidth	0.7	0.85		MHz
40 dB Bandwidth		1.8	2	MHz
Passband Ripple		0.2	0.4	dB
Phase Ripple		2	4	deg p-p
Group Delay Ripple		130	300	ns p-p
Absolute Delay		3.6		us
Ultimate Rejection	50	60		dB
Substrate Material	Quartz			
Ambient Temperature		25		° C

Notes:

1: Mean Value of 3 dB points

PACKAGE OUTLINE

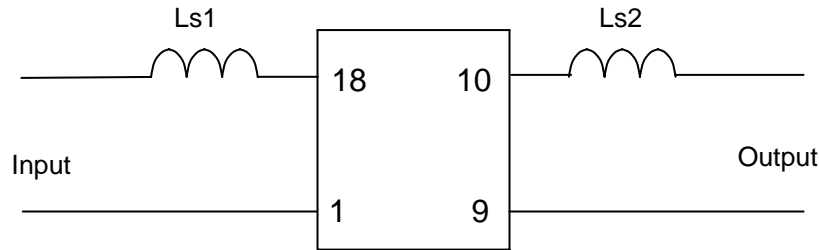


Units: mm

Pin Configuration:

Input: 18
 Input Return: 1
 Output: 10
 Output Return: 9
 Ground: 2, 11

MATCHING CIRCUIT



Component values:

Ls1 = 270 nH
 Ls2 = 220 nH

(Minimum Q = 45)

Notes

- 1: Recommend use of 2% tolerance components.
- 2: Optimum Values depend on board layout. Values intended as guide only.

