

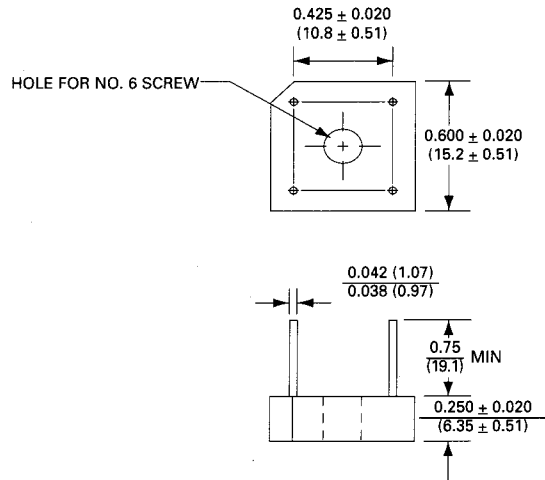
KBPC6 ...KBPC610

6.0A SINGLE - PHASE SILICON BRIDGE

Features

- Surge overload rating - 150 amperes peak
- Low forward voltage drop
- Small size; simple installation
- Silver Plated Copper leads
- Mounting Position: Any
- U/L recognized file # 142814

VOLTAGE RANGE
50 to 1000 Volts PRV
CURRENT
6 Amperes



Polarity shown on side of case;
positive lead by beveled corner.

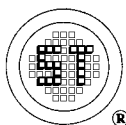
Dimensions in inches and (millimeters)

MAXIMUM RATINGS AND ELECTRICAL CHARACTERISTICS

Rating at 25 °C ambient temperature unless otherwise specified.
Single phase, half wave, 60Hz, resistive or inductive load.
For capacitive load, derate current by 20%.

	KBPC6005	KBPC601	KBPC602	KBPC604	KBPC606	KBPC608	KBPC610	UNITS	
Maximum Recurrent Peak Reverse Voltage	50	100	200	400	600	800	1000	V	
Max RMS Bridge Input Voltage	35	70	140	280	420	560	700	V	
Maximum Average Forward Rectified Output Current at a								A	
$T_C = 100\text{ }^\circ\text{C}^*$								6.0	
$T_A = 25\text{ }^\circ\text{C}^{**}$								3.0	
Peak Forward Surge Current, 8.3 ms single half sine-wave superimposed on rated load								150	A
Maximum Forward Voltage Drop per element at 3.0A Peak								1.0	V
Maximum Reverse Current at Rated DC Blocking Voltage per element								10.0	μA
								1.0	mA
Operating Temperature Range T_C								-55 to +125	$^\circ\text{C}$
Storage Temperature Range T_A								-55 to +150	$^\circ\text{C}$

NOTES: * Unit mounted on metal chassis
** Unit mounted on P.C. board



SEMTECH ELECTRONICS LTD.
(wholly owned subsidiary of HONEY TECHNOLOGY LTD.)

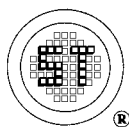
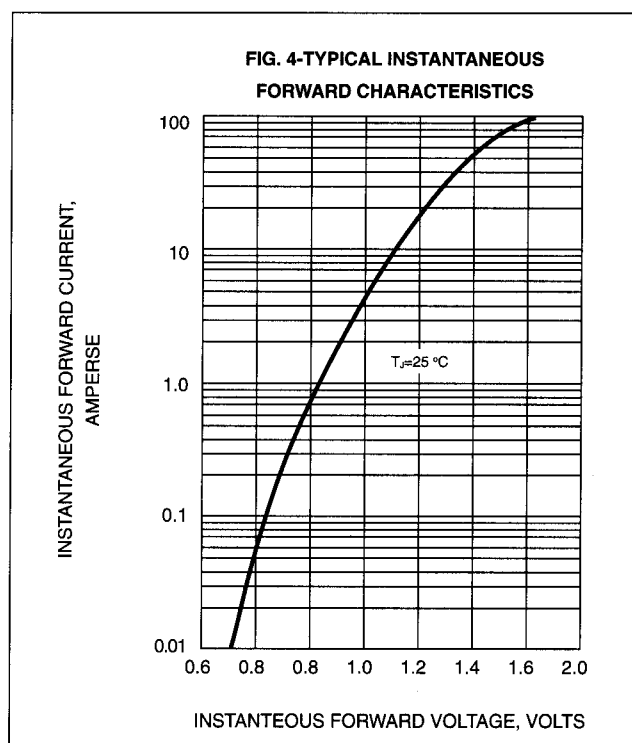
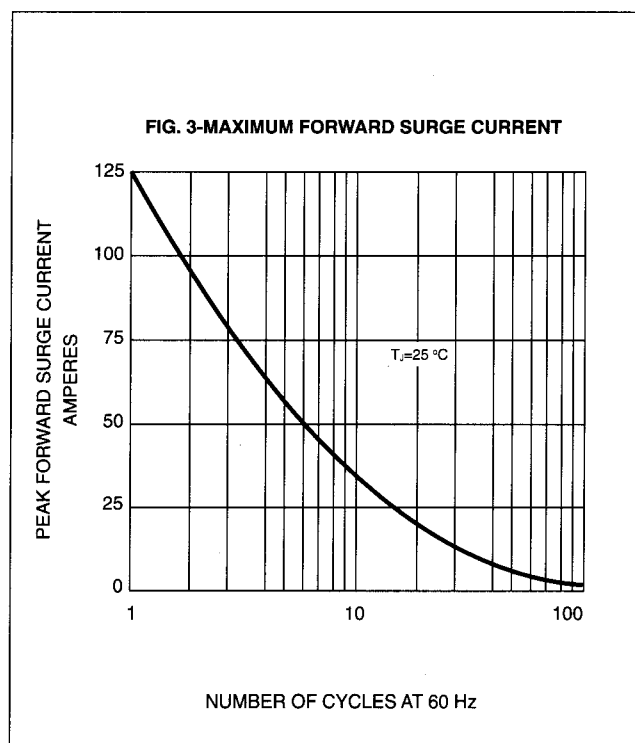
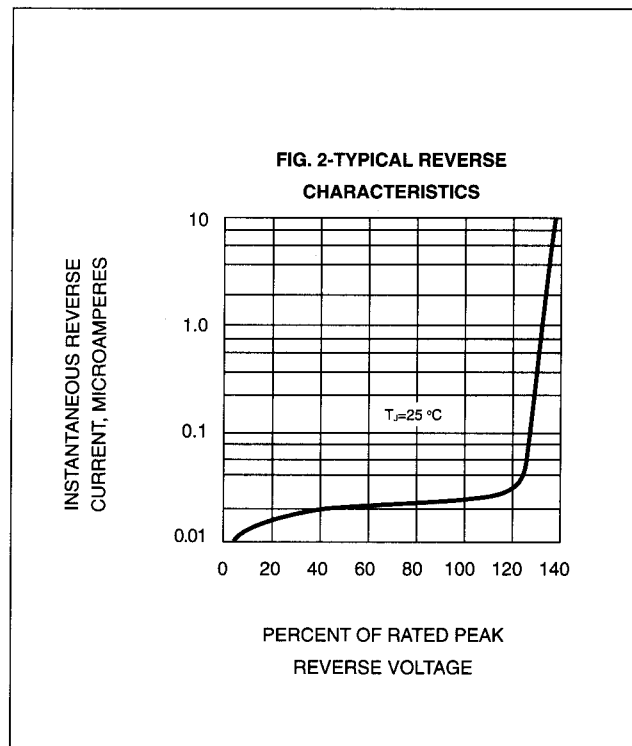
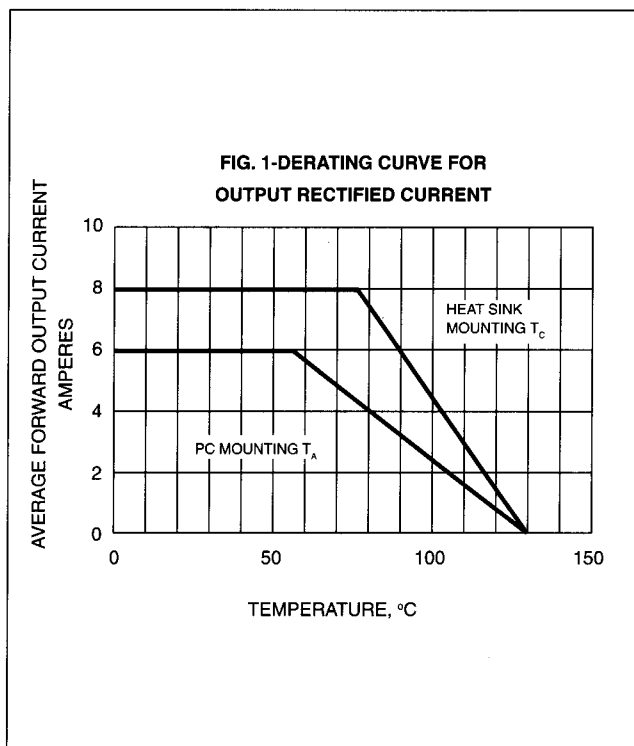


KBPC6 ...KBPC610

6.0A SINGLE - PHASE SILICON BRIDGE

RATING AND CHARACTERISTICS CURVES

KBPC6 SERIES



SEMTECH ELECTRONICS LTD.
 (wholly owned subsidiary of HONEY TECHNOLOGY LTD.)

