

Multilayer Ferrite Beads



MECHANICAL SPECIFICATIONS*

Solderability: 90% coverage after 5 second dip in 235°C solder following 60 second preheat at 120°C to 150°C and type R flux dip.

Resistance To Solder Heat: 10 seconds in 260°C solder after preheat and flux per above.

Terminal Strength: 1.0 kilograms (2.2 pounds) minimum for 30 seconds.

Beam Strength: 2.0 kilograms (4.4 pounds) minimum.

FEATURES

- High reliability.
- Surface mountable.
- Magnetically self shielded.
- Nickel barrier plating virtually eliminates silver migration.
- 100% Lead (Pb)-free and RoHS compliant.



ENVIRONMENTAL SPECIFICATIONS*

Operating Temperature: - 55°C to + 125°C.

Thermal Shock: 300 cycles, - 40°C to + 125°C.

Biased Humidity: 85% RH at 85°C, 1000 hours at full rated current.

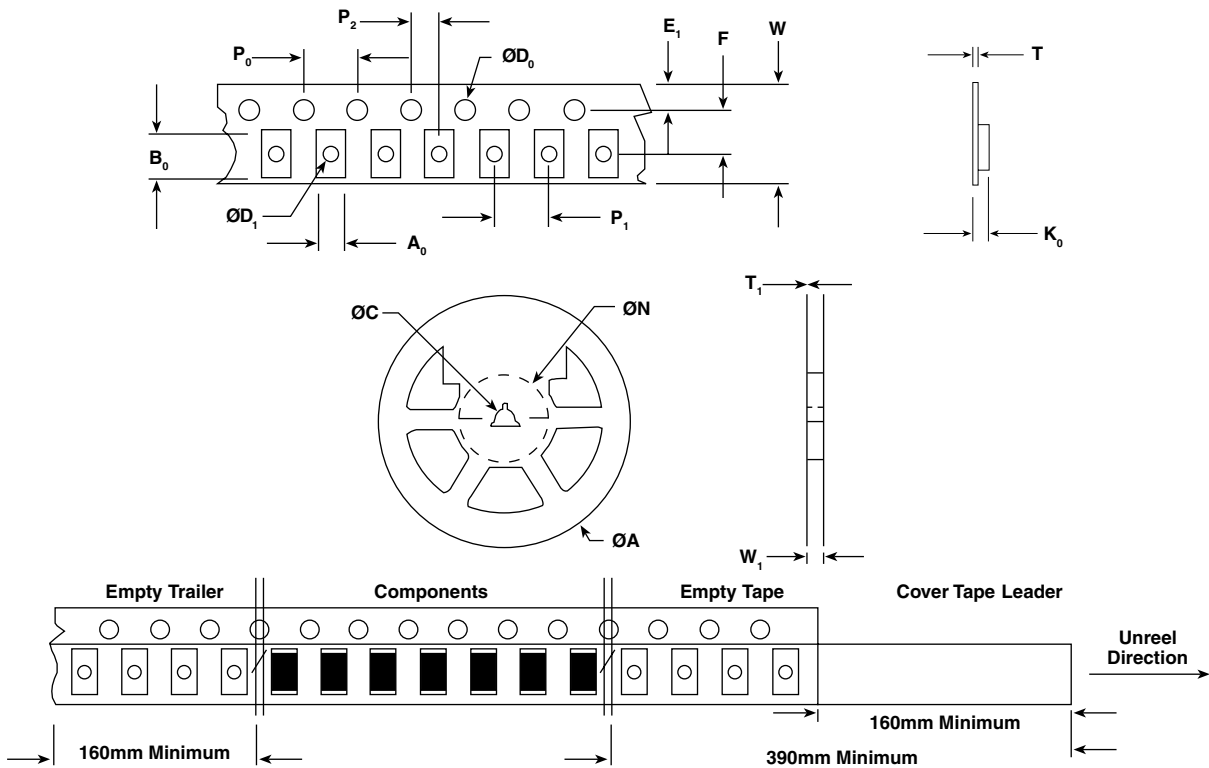
STANDARD ELECTRICAL SPECIFICATIONS				
IMPEDANCE (Ohms)	TOL.	FREQUENCY (MHz)	DCR MAX. (Ohms)	RATED DC CURRENT (mA)
19	± 25%	100	0.05	500
26	± 25%	100	0.05	500
31	± 25%	100	0.05	500
50	± 25%	100	0.10	600
60	± 25%	100	0.10	600
70	± 25%	100	0.10	600
80	± 25%	100	0.20	400
90	± 25%	100	0.20	400
100	± 25%	100	0.20	400
120	± 25%	100	0.20	400
150	± 25%	100	0.20	300
200	± 25%	100	0.20	300
300	± 25%	100	0.30	300
500	± 25%	100	0.30	200
600	± 25%	100	0.30	200
800	± 25%	100	0.30	200
1000	± 25%	100	0.40	200
1200	± 25%	100	0.40	100
1500	± 25%	50	0.50	100
2000	± 25%	30	0.50	100

PACKAGING OPTIONS
• Bulk: 1,000 pieces per plastic bag.
• Tape and Reel: Paper carrier tape, 3000 pieces per reel.

DIMENSIONS in inches [millimeters]			
Dimensional Outline			
A	B	C	D
0.126 ± 0.008 [3.20 ± 0.2]	0.063 ± 0.008 [1.6 ± 0.2]	0.02 ± 0.012 [0.5 ± 0.3]	0.043 ± 0.008 [1.1 ± 0.2]
Suggested Pad Layout			
E	F	G	H
0.173 [4.4]	0.055 [1.4]	0.087 [2.2]	0.043 [1.1]

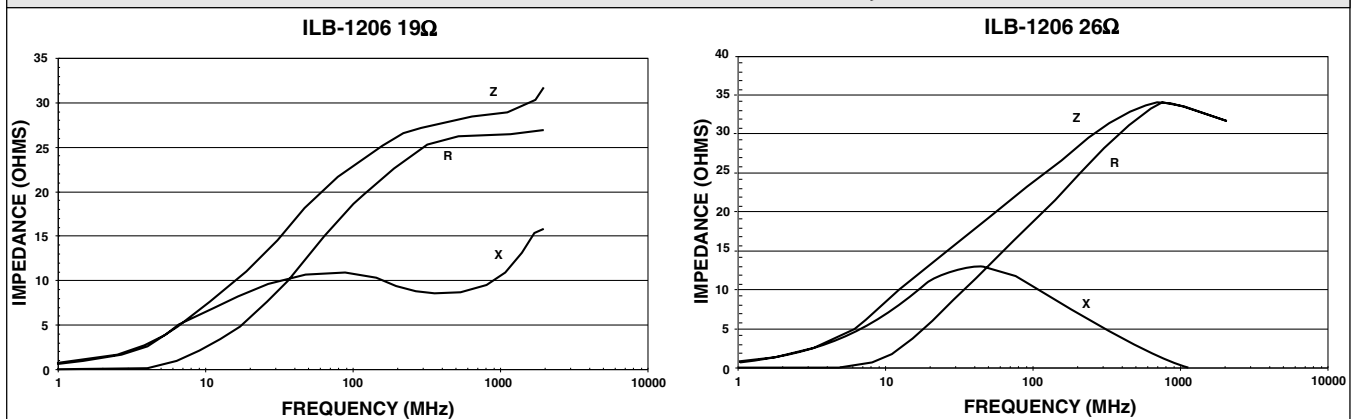
DESCRIPTION				
ILB-1206 MODEL	19Ω IMPEDANCE VALUE	± 25% IMPEDANCE TOLERANCE	ER PACKAGE CODE	e3 JEDEC LEAD FREE STANDARD
GLOBAL PART NUMBER				
I L B	1 2 0 6	E R	1 9 0	V
PRODUCT FAMILY	SIZE	PACKAGE CODE	INDUCTANCE VALUE	TOL.

TAPE AND REEL SPECIFICATIONS in inches [millimeters]



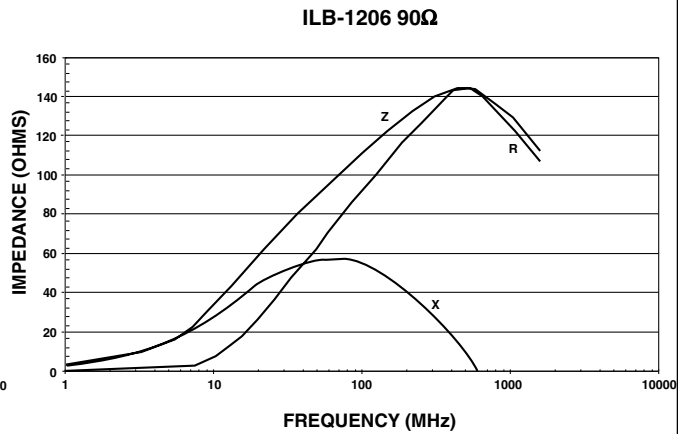
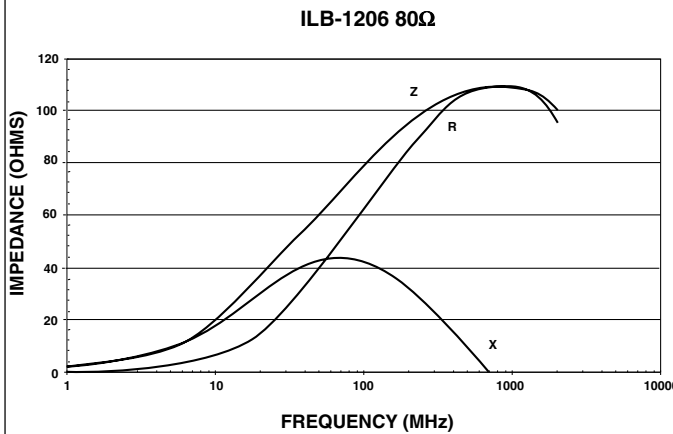
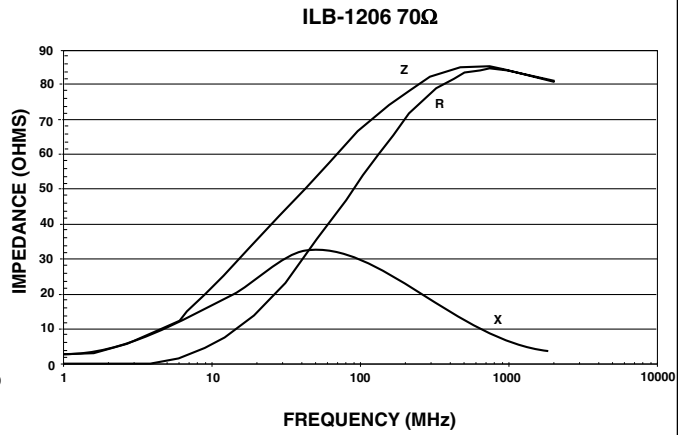
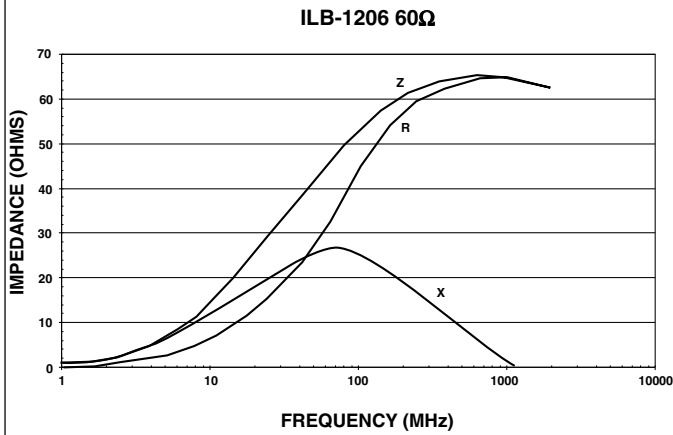
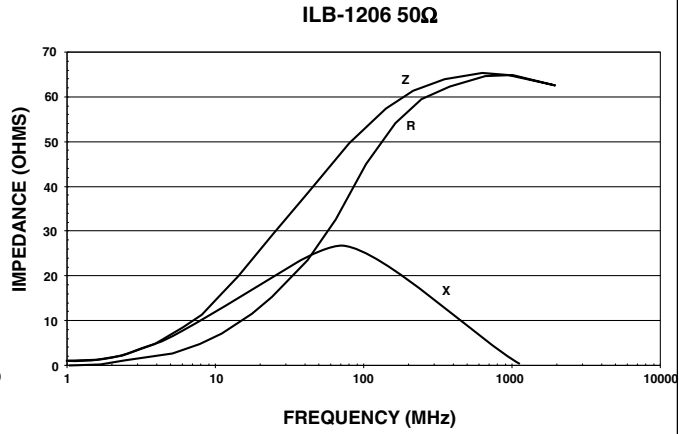
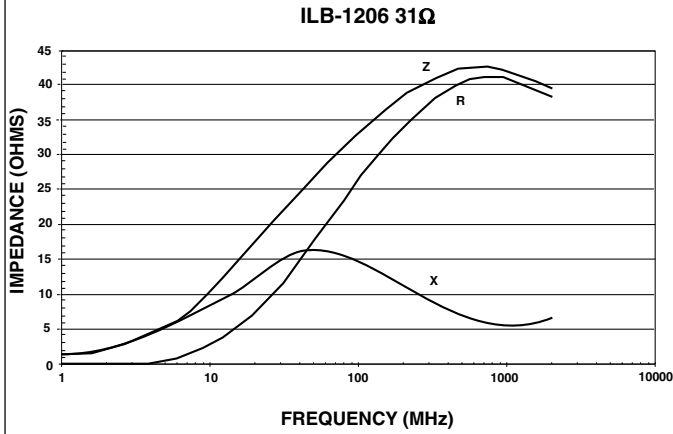
A_0	0.071 ± 0.008 [1.8 ± 0.2]	P_2	$0.079 \pm .002$ [2.00 ± 0.05]
B_0	$0.14 \pm .006$ [3.45 ± 0.15]	W	0.327 Max. [8.3 Max.]
D_0	$0.059 + .005/- 0.000$ [1.5 + 0.127]	T	$0.009 \pm .002$ [0.2 ± 0.05]
D_1	0.039 Min. [1.0 Min.]	A	$7.000 \pm .079$ [178 ± 2.0]
E_1	$0.069 \pm .004$ [1.75 ± 0.1]	N	2.500 [63.5]
F	$0.138 \pm .002$ [3.50 ± 0.05]	C	$0.512 \pm .020$ [13.00 + 0.50]
K_0	$0.049 \pm .002$ [1.24 ± 0.05]	W_1	$0.315 + 0.059/- 0.00$ [8.00 + 1.50]
P_0	$0.157 \pm .004$ [4.00 ± 0.1]	T_1	$0.079 \pm .002$ [2.00 ± 0.05]
P_1	$0.157 \pm .004$ [4.00 ± 0.1]		

TYPICAL CURVES - FREQUENCY CHARACTERISTICS OF Z, X AND R



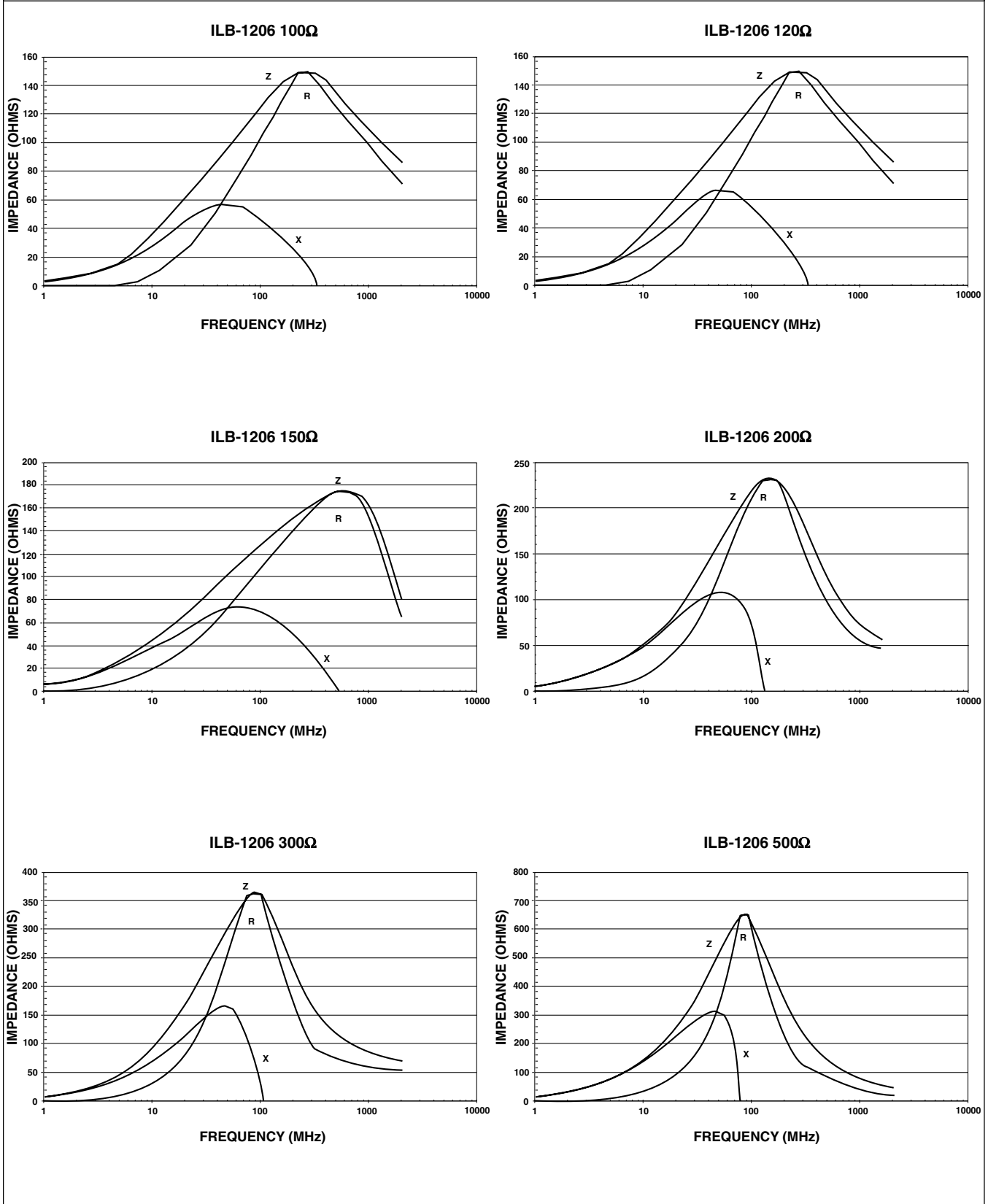


TYPICAL CURVES - FREQUENCY CHARACTERISTICS OF Z, X AND R





TYPICAL CURVES - FREQUENCY CHARACTERISTICS OF Z, X AND R





TYPICAL CURVES - FREQUENCY CHARACTERISTICS OF Z, X AND R

