

TOSHIBA Insulated Gate bipolar Transistor Silicon N Channel IGBT

Preliminary

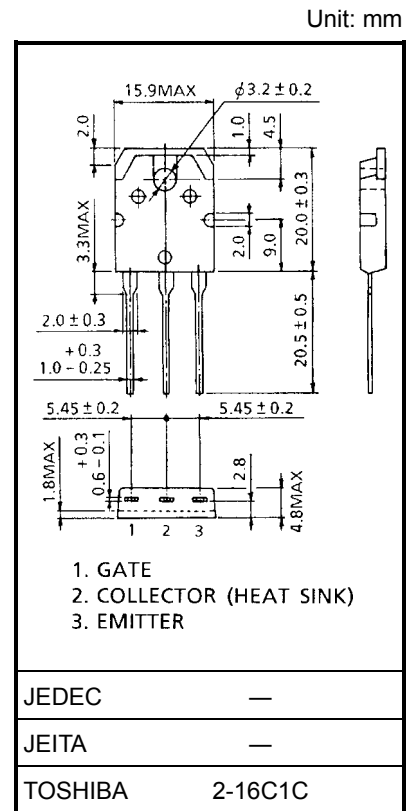
GT40Q322

Voltage Resonance Inverter Switching Application

- Enhancement-mode
- High speed : $t_f = 0.14 \mu s$ (typ.) ($I_C = 40A$)
- FRD included between emitter and collector
- The 4th generation
- TO-3P(N) (Toshiba package name)

Maximum Ratings ($T_a = 25^\circ C$)

Characteristics		Symbol	Rating	Unit
Collector-emitter voltage		V_{CES}	1200	V
Gate-emitter voltage		V_{GES}	± 25	V
Continuous collector current	@ $T_c = 100^\circ C$	I_C	20	A
	@ $T_c = 25^\circ C$		39	
Pulsed collector current		I_{CP}	80	A
Diode forward current	DC	I_F	10	A
	Pulsed	I_{FP}	80	
Collector power dissipation	@ $T_c = 100^\circ C$	P_C	80	W
	@ $T_c = 25^\circ C$		200	
Junction temperature		T_j	150	$^\circ C$
Storage temperature range		T_{stg}	-55 to 150	$^\circ C$

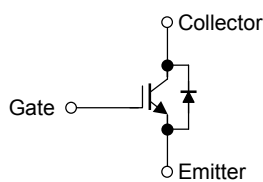


Weight: 4.6 g (typ.)

Thermal Characteristics

Characteristics	Symbol	Max	Unit
Thermal resistance (IGBT)	$R_{th(j-c)}$	0.625	$^\circ C/W$
Thermal resistance (diode)	$R_{th(j-c)}$	1.79	$^\circ C/W$

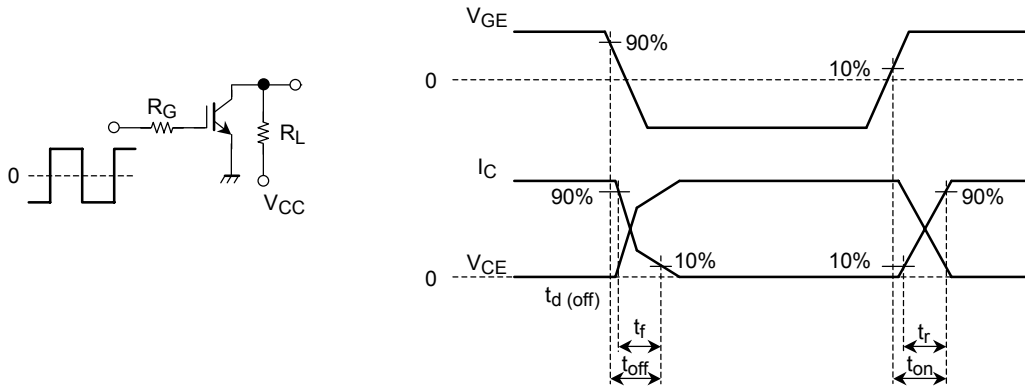
Equivalent Circuit



Electrical Characteristics (Ta = 25°C)

Characteristics		Symbol	Test Condition	Min	Typ.	Max	Unit
Gate leakage current		I_{GES}	$V_{GE} = \pm 25\text{ V}, V_{CE} = 0$	—	—	± 500	nA
Collector cut-off current		I_{CES}	$V_{CE} = 1200\text{ V}, V_{GE} = 0$	—	—	5.0	mA
Gate-emitter cut-off voltage		$V_{GE(OFF)}$	$I_C = 40\text{ mA}, V_{CE} = 5\text{ V}$	4.0	—	7.0	V
Collector-emitter saturation voltage		$V_{CE(sat)}$	$I_C = 40\text{ A}, V_{GE} = 15\text{ V}$	—	3.0	3.7	V
Input capacitance		C_{ies}	$V_{CE} = 10\text{ V}, V_{GE} = 0, f = 1\text{ MHz}$	—	5550	—	pF
Switching time	Rise time	t_r	Resistive Load $V_{CC} = 600\text{ V}, I_C = 40\text{ A}$ $V_{GG} = \pm 15\text{ V}, R_G = 39\ \Omega$ (Note 1)	—	0.18	—	μs
	Turn-on time	t_{on}		—	0.26	—	
	Fall time	t_f		—	0.14	0.21	
	Turn-off time	t_{off}		—	0.43	—	
Diode forward voltage		V_F	$I_F = 10\text{ A}, V_{GE} = 0$	—	—	2.0	V
Reverse recovery time		t_{rr}	$I_F = 10\text{ A}, di/dt = -20\text{ A}/\mu\text{s}$	—	0.6	—	μs

Note 1: Switching time measurement circuit and input/output waveforms



RESTRICTIONS ON PRODUCT USE

030519EAA

- The information contained herein is subject to change without notice.
- The information contained herein is presented only as a guide for the applications of our products. No responsibility is assumed by TOSHIBA CORPORATION for any infringements of intellectual property or other rights of the third parties which may result from its use. No license is granted by implication or otherwise under any intellectual property or other rights of TOSHIBA CORPORATION or others.
- TOSHIBA is continually working to improve the quality and reliability of its products. Nevertheless, semiconductor devices in general can malfunction or fail due to their inherent electrical sensitivity and vulnerability to physical stress. It is the responsibility of the buyer, when utilizing TOSHIBA products, to comply with the standards of safety in making a safe design for the entire system, and to avoid situations in which a malfunction or failure of such TOSHIBA products could cause loss of human life, bodily injury or damage to property.
In developing your designs, please ensure that TOSHIBA products are used within specified operating ranges as set forth in the most recent TOSHIBA products specifications. Also, please keep in mind the precautions and conditions set forth in the "Handling Guide for Semiconductor Devices," or "TOSHIBA Semiconductor Reliability Handbook" etc..
- The TOSHIBA products listed in this document are intended for usage in general electronics applications (computer, personal equipment, office equipment, measuring equipment, industrial robotics, domestic appliances, etc.). These TOSHIBA products are neither intended nor warranted for usage in equipment that requires extraordinarily high quality and/or reliability or a malfunction or failure of which may cause loss of human life or bodily injury ("Unintended Usage"). Unintended Usage include atomic energy control instruments, airplane or spaceship instruments, transportation instruments, traffic signal instruments, combustion control instruments, medical instruments, all types of safety devices, etc.. Unintended Usage of TOSHIBA products listed in this document shall be made at the customer's own risk.
- TOSHIBA products should not be embedded to the downstream products which are prohibited to be produced and sold, under any law and regulations.

Copyright Each Manufacturing Company.

All Datasheets cannot be modified without permission.

This datasheet has been download from :

www.AllDataSheet.com

100% Free DataSheet Search Site.

Free Download.

No Register.

Fast Search System.

www.AllDataSheet.com