

TA12-11EWA/GWA/YWA/SRWA
 TC12-11EWA/GWA/YWA/SRWA
 TBA12-11EGWA
 TBC12-11EGWA
 TBA12-12EGWA
 TBC12-12EGWA
 TBA12-22EGWA
 TBC12-22EGWA

Features

- 1.2 INCH MATRIX HEIGHT.
- DOT SIZE 3mm.
- LOW CURRENT OPERATION.
- HIGH CONTRAST AND LIGHT OUTPUT.
- COMPATIBLE WITH ASCII AND EBCDIC CODES.
- COLUMN CATHODE AND COLUMN ANODE AVAILABLE.
- EASY MOUNTING ON P.C. BOARDS OR SOCKETS.
- CATEGORIZED FOR LUMINOUS INTENSITY,
- YELLOW AND GREEN CATEGORIZED FOR COLOR.
- MECHANICALLY RUGGED.
- STANDARD : GRAY FACE, WHITE DOT.

Description

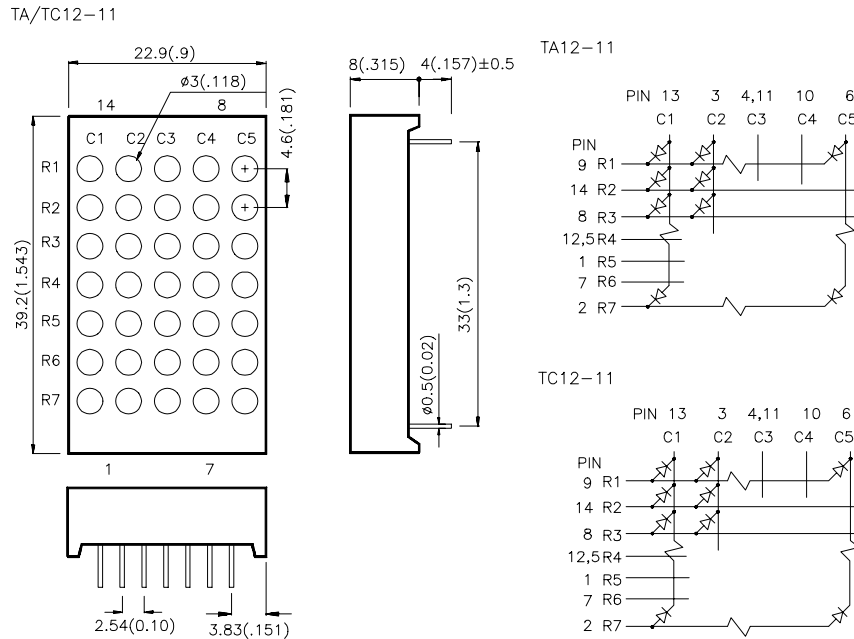
The High Efficiency Red source color devices are made with Gallium Arsenide Phosphide on Gallium Phosphide Orange Light Emitting Diode.

The Green source color devices are made with Gallium Phosphide Green Light Emitting Diode.

The Yellow source color devices are made with Gallium Arsenide Phosphide on Gallium Phosphide Yellow Light Emitting Diode.

The Super Bright Red source color devices are made with Gallium Aluminum Arsenide Red Light Emitting Diode.

Package Dimensions & Internal Circuit Diagram

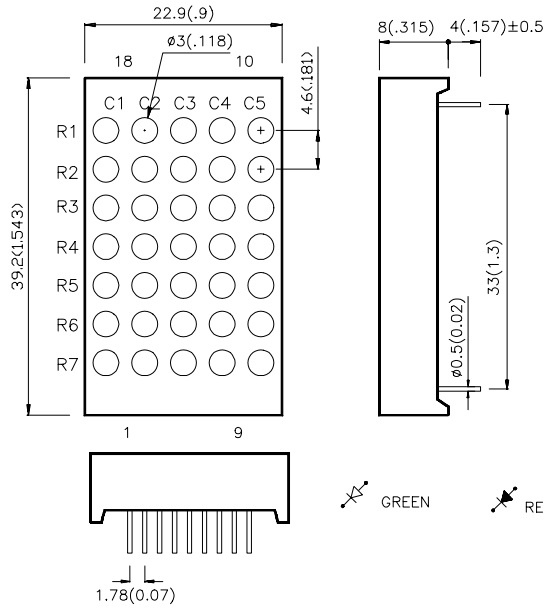


Notes:

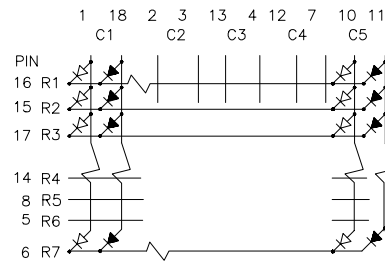
1. All dimensions are in millimeters (inches), Tolerance is ±0.25(0.01") unless otherwise noted.
2. Specifications are subject to change without notice.

Package Dimensions & Internal Circuit Diagram

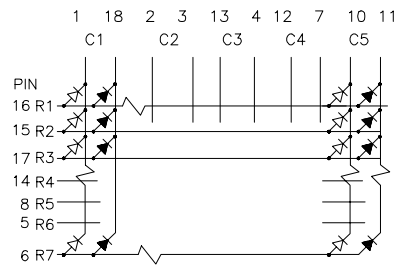
TBA/TBC12-11



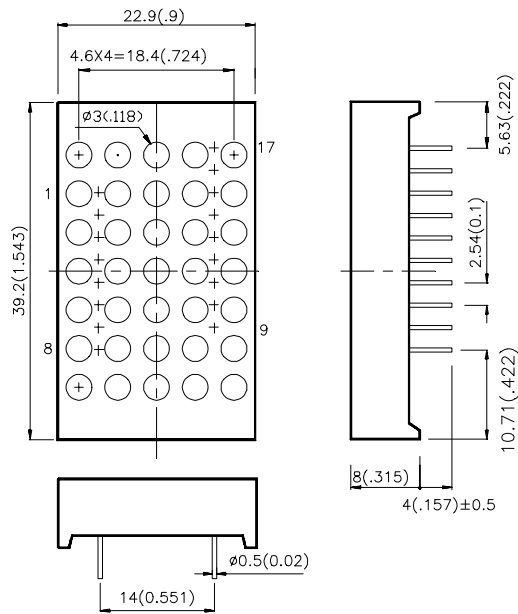
TBA12-11



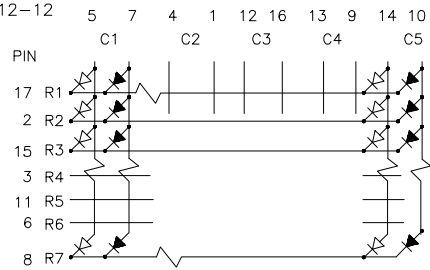
TBC12-11



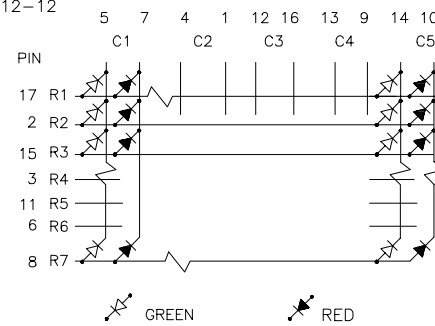
TBA/TBC12-12



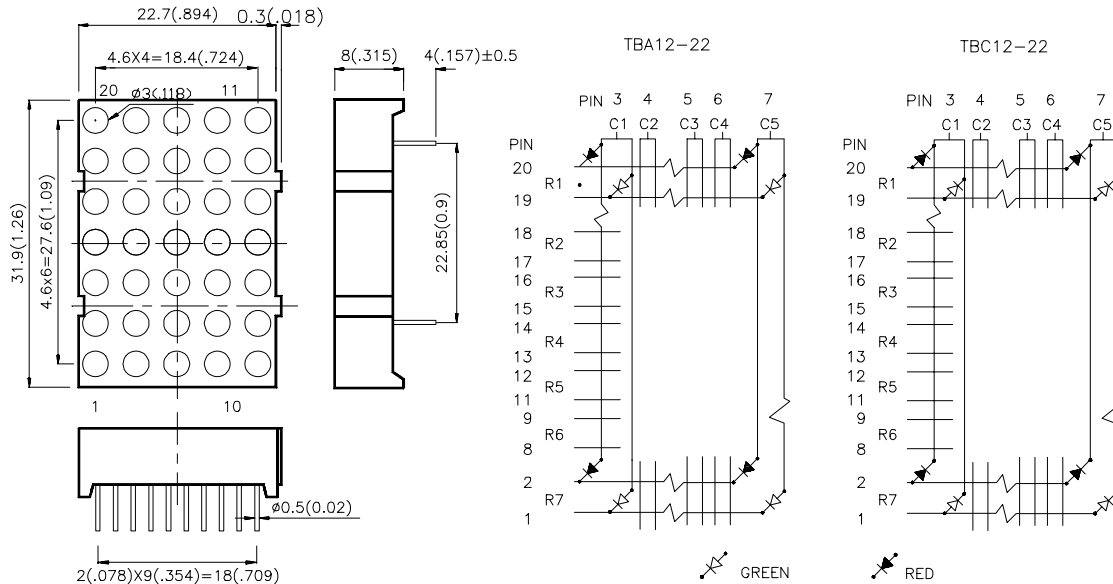
TBA12-12



TBC12-12



TBA/TBC12-22



Notes:

1. All dimensions are in millimeters (inches), Tolerance is $\pm 0.25(0.01)$ unless otherwise noted.
2. Specifications are subject to change without notice.

Selection Guide

Part No.	Dice	I _v (ucd) @ 10 mA		Description
		Min.	Typ	
TA12-11EWA	HIGH EFFICIENCY RED (GaAsP/GaP)	3000	8000	Column Anode
TC12-11EWA				Column Cathode
TA12-11GWA	GREEN (GaP)	3000	10500	Column Anode
TC12-11GWA				Column Cathode
TA12-11YWA	YELLOW (GaAsP/GaP)	1900	4700	Column Anode
TC12-11YWA				Column Cathode
TA12-11SRWA	SUPER BRIGHT RED (GaAlAs)	8000	24000	Column Anode
TC12-11SRWA				Column Cathode
TBA12-11EGWA	HIGH EFFICIENCY RED (GaAsP/GaP) GREEN (GaP)	3000	8000	Column Anode
TBC12-11EGWA		3000	10500	Column Cathode
TBA12-12EGWA	HIGH EFFICIENCY RED (GaAsP/GaP) GREEN (GaP)	3000	8000	Column Anode
TBC12-12EGWA		3000	10500	Column Cathode
TBA12-22EGWA	HIGH EFFICIENCY RED (GaAsP/GaP) GREEN (GaP)	3000	8000	Column Anode
TBC12-22EGWA		3000	10500	Column Cathode

Electrical / Optical Characteristics at T_A=25°C

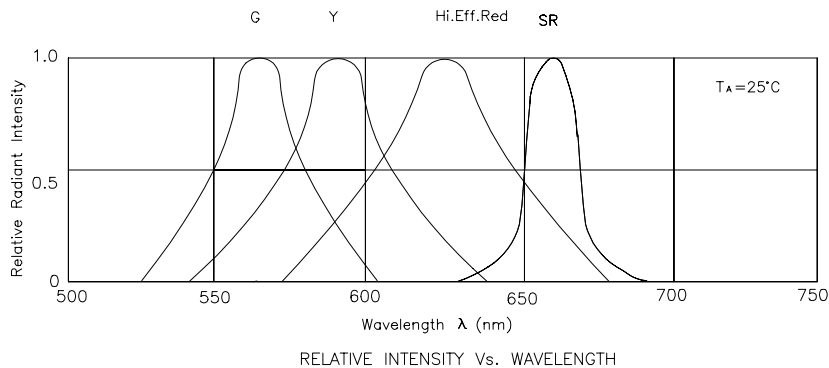
Symbol	Parameter	Device	Typ.	Max.	Units	Test Conditions
λ_{peak}	Peak Wavelength	High Efficiency Red Green Yellow Super Bright Red	627 565 590 660		nm	IF=20mA
λ_D	Dominate Wavelength	High Efficiency Red Green Yellow Super Bright Red	625 568 588 640		nm	IF=20mA
$\Delta\lambda_{1/2}$	Spectral Line Halfwidth	High Efficiency Red Green Yellow Super Bright Red	45 30 35 20		nm	IF=20mA
C	Capacitance	High Efficiency Red Green Yellow Super Bright Red	15 15 20 45		pF	VF=0V;f=1MHz
V _F	Forward Voltage	High Efficiency Red Green Yellow Super Bright Red	2.0 2.2 2.1 1.85	2.5 2.5 2.5 2.5	V	IF=20mA
I _R	Reverse Current	All		10	uA	VR = 5V

Absolute Maximum Ratings at T_A=25°C

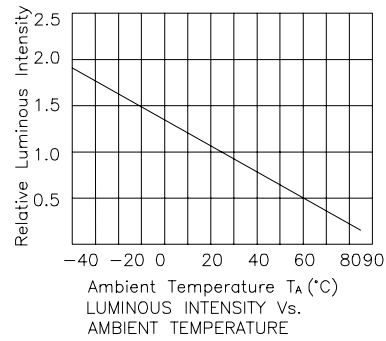
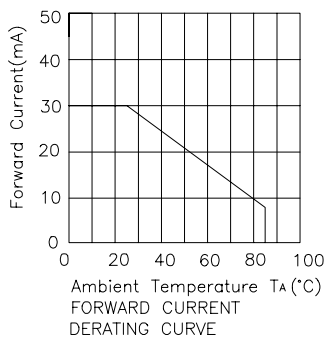
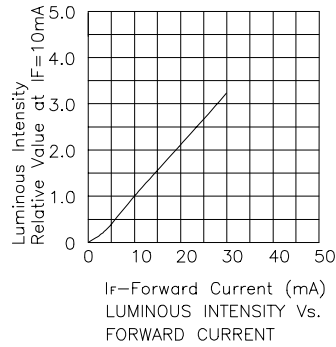
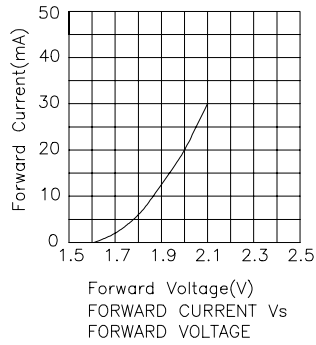
Parameter	High Efficiency Red	Green	Yellow	Super Bright Red	Units
Power dissipation	105	105	105	100	mW
DC Forward Current	30	25	30	30	mA
Peak Forward Current [1]	160	140	140	155	mA
Reverse Voltage	5	5	5	5	V
Operating/Storage Temperature	-40°C To +85°C				
Lead Solder Temperature [2]	260°C For 5 Seconds				

Notes:

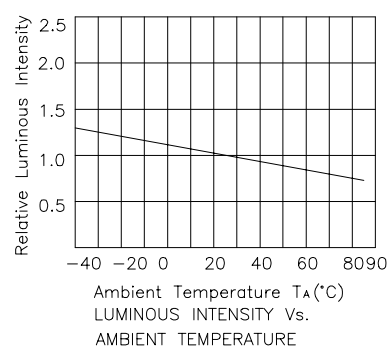
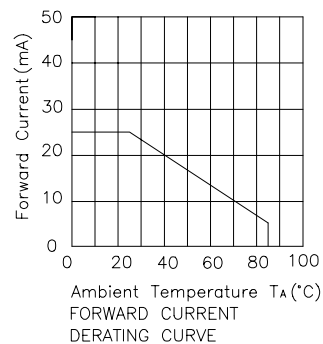
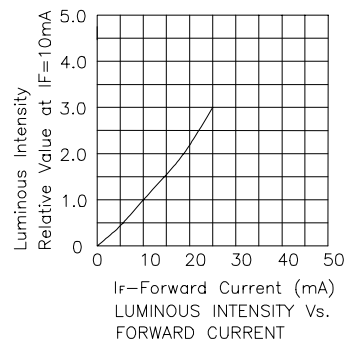
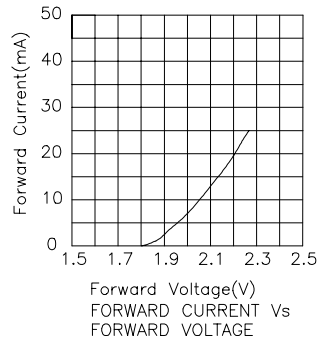
- 1/10 Duty Cycle, 0.1ms Pulse Width.
2. 4mm below package base.



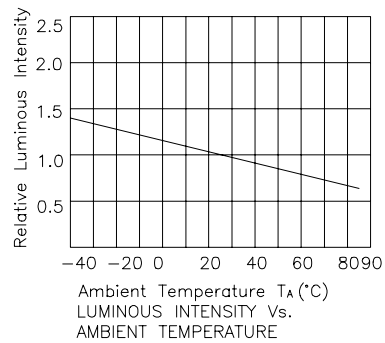
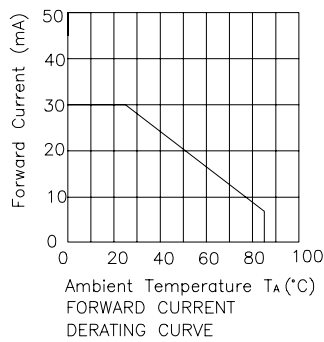
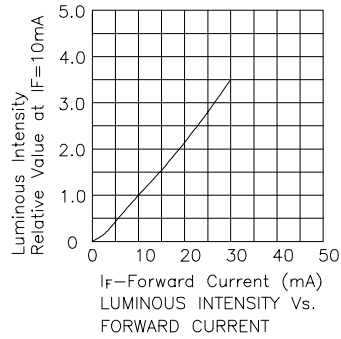
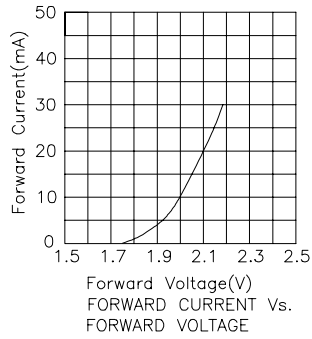
High Efficiency Red



Green



Yellow



Super Bright Red

