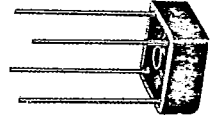


# BRIDGE RECTIFIERS


1-23-07






OPERATING TEMPERATURE RANGE: -55°C to +125°C  
STORAGE TEMPERATURE RANGE: -55°C to +150°C

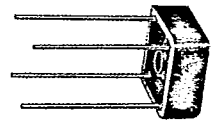
TYPE	Maximum Peak Reverse Voltage	Maximum Average Rectified Current @ Half-Wave Resistive Load 60Hz		Maximum Forward Peak Surge Current @ 8.3ms Superimposed	Maximum Reverse Current @ PRV @ 25°C T <sub>A</sub>	Maximum Forward Voltage @ 25°C T <sub>A</sub>	
	PRV	I <sub>o</sub> @ T <sub>C</sub>		I <sub>FM</sub> (Surge)	I <sub>R</sub>	I <sub>FM</sub>	V <sub>FM</sub>
	V <sub>PK</sub>	A <sub>AV</sub>	°C	A <sub>PK</sub>	μA <sub>dc</sub>	A <sub>PK</sub>	V <sub>PK</sub>



## 6.0 AMPERES/BR-6 (CASE 23)

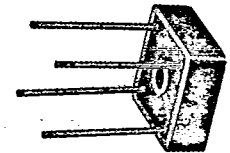
 UL RECOGNIZED

 BR605	50	6.0	75	125	10	3.0	1.0
 BR61	100	6.0	75	125	10	3.0	1.0
 BR62	200	6.0	75	125	10	3.0	1.0
 BR64	400	6.0	75	125	10	3.0	1.0
 BR66	600	6.0	75	125	10	3.0	1.0
BR68	800	6.0	75	125	10	3.0	1.0
BR610	1000	6.0	75	125	10	3.0	1.0



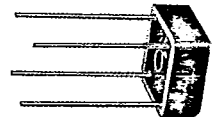
## 6.0 AMPERES/MP-6 (CASE 24)

MP605	50	6.0	75	125	10	3.0	1.0
MP61	100	6.0	75	125	10	3.0	1.0
MP62	200	6.0	75	125	10	3.0	1.0
MP64	400	6.0	75	125	10	3.0	1.0
MP66	600	6.0	75	125	10	3.0	1.0
MP68	800	6.0	75	125	10	3.0	1.0
MP610	1000	6.0	75	125	10	3.0	1.0



## 8.0 AMPERES/BR-8 (CASE 25)

BR805	50	8.0	50	125	10	4.0	1.1
BR81	100	8.0	50	125	10	4.0	1.1
BR82	200	8.0	50	125	10	4.0	1.1
BR84	400	8.0	50	125	10	4.0	1.1
BR86	600	8.0	50	125	10	4.0	1.1
BR88	800	8.0	50	125	10	4.0	1.1
BR810	1000	8.0	50	125	10	4.0	1.1



## 8.0 AMPERES/MP-8 (CASE 24)

MP805	50	8.0	50	125	10	4.0	1.1
MP81	100	8.0	50	125	10	4.0	1.1
MP82	200	8.0	50	125	10	4.0	1.1
MP84	400	8.0	50	125	10	4.0	1.1
MP86	600	8.0	50	125	10	4.0	1.1
MP88	800	8.0	50	125	10	4.0	1.1
MP810	1000	8.0	50	125	10	4.0	1.1