

SANYO	No.5186	2SC5276
		NPN Epitaxial Planar Silicon Transistor UHF to S Band Low-Noise Amp, OSC Applications

Features

- Low noise : NF = 0.9dB typ (f = 1GHz).
: NF = 1.4dB typ (f = 1.5GHz).
- High gain : $|S_{21e}|^2 = 11\text{dB typ (f = 1.5GHz)}$.
- High cutoff frequency : $f_T = 11\text{GHz typ}$.
- Low-voltage, low-current operation ($V_{CE} = 1\text{V}, I_C = 1\text{mA}$).
: $f_T = 7\text{GHz typ}$.
: $|S_{21e}|^2 = 6\text{dB typ (f = 1.5GHz)}$.

Absolute Maximum Ratings at Ta = 25°C

			unit
Collector-to-Base Voltage	V_{CBO}	20	V
Collector-to-Emitter Voltage	V_{CEO}	10	V
Emitter-to-Base Voltage	V_{EBO}	1.5	V
Collector Current	I_C	30	mA
Collector Dissipation	P_C	200	mW
Junction Temperature	T_j	150	°C
Storage Temperature	T_{stg}	-55 to +150	°C

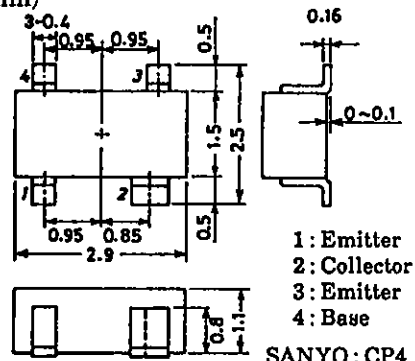
Electrical Characteristics at Ta = 25°C

			min	typ	max	unit
Collector Cutoff Current	I_{CBO}	$V_{CB} = 10\text{V}, I_E = 0$			1.0	μA
Emitter Cutoff Current	I_{EBO}	$V_{EB} = 1\text{V}, I_C = 0$			10	μA
DC Current Gain	h_{FE}	$V_{CE} = 5\text{V}, I_C = 10\text{mA}$	60*		270*	
Gain-Bandwidth Product	$f_T(1)$	$V_{CE} = 5\text{V}, I_C = 10\text{mA}$	8	11		GHz
	$f_T(2)$	$V_{CE} = 1\text{V}, I_C = 1\text{mA}$		7		GHz
Output Capacitance	C_{ob}	$V_{CB} = 10\text{V}, f = 1\text{MHz}$		0.45	0.7	pF
Reverse Transfer Capacitance	C_{re}	$V_{CB} = 10\text{V}, f = 1\text{MHz}$		0.25		pF
Forward Transfer Gain	$ S_{21e} ^2(1)$	$V_{CE} = 5\text{V}, I_C = 10\text{mA}, f = 1.5\text{GHz}$	9	11		dB
	$ S_{21e} ^2(2)$	$V_{CE} = 1\text{V}, I_C = 1\text{mA}, f = 1.5\text{GHz}$		6		dB
Noise Figure	NF(1)	$V_{CE} = 5\text{V}, I_C = 5\text{mA}, f = 1.5\text{GHz}$		1.4	3.0	dB
	NF(2)	$V_{CE} = 2\text{V}, I_C = 3\text{mA}, f = 1\text{GHz}$		0.9		dB

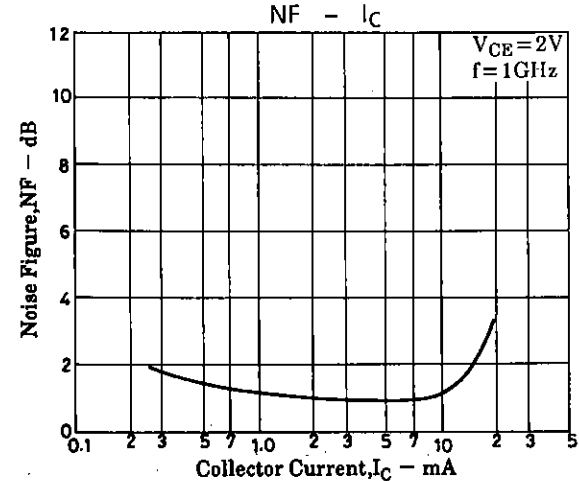
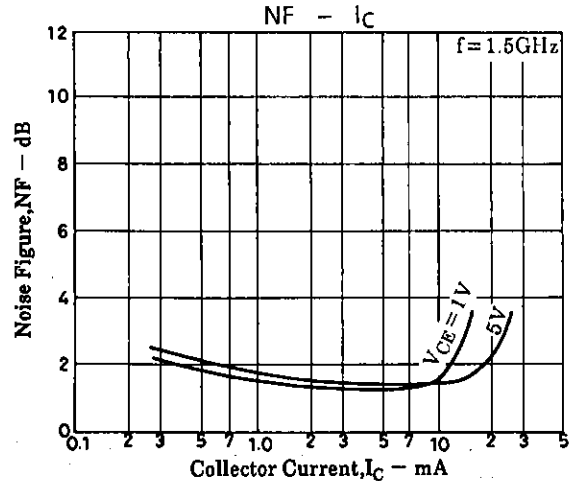
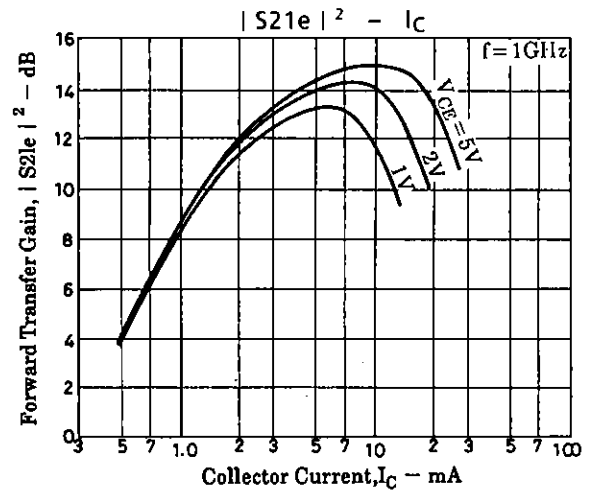
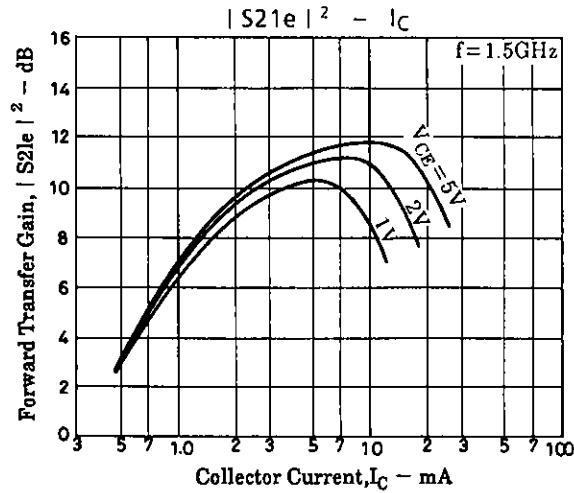
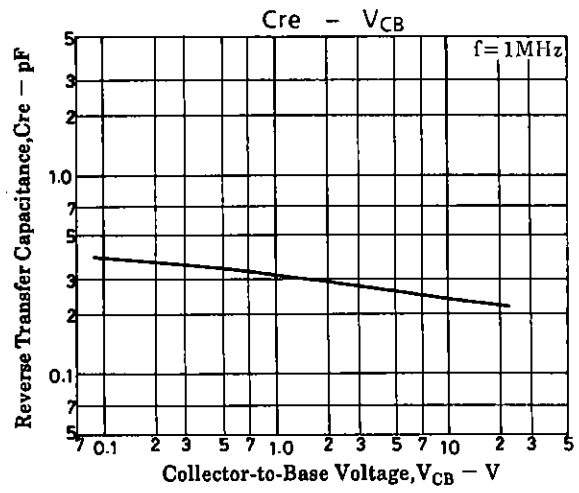
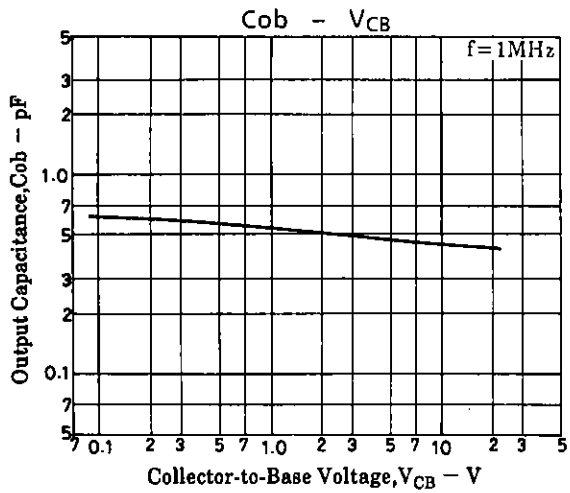
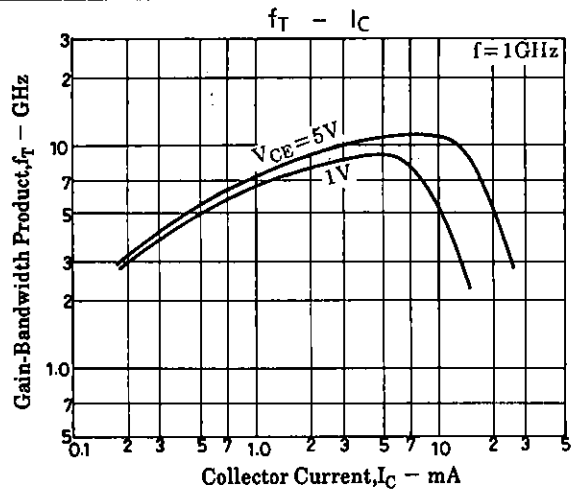
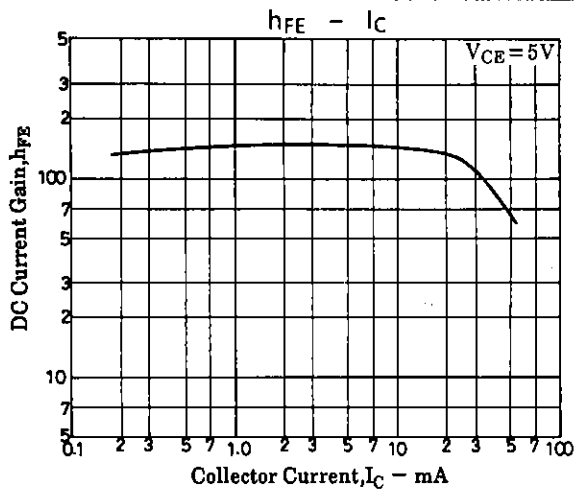
* : The 2SC5276 is classified by 10mA h_{FE} as follows :

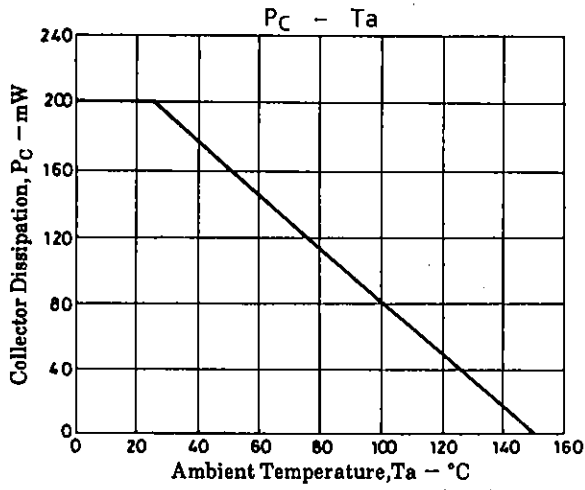
60	3	120	90	4	180	135	5	270
----	---	-----	----	---	-----	-----	---	-----

Marking : MN
 h_{FE} ranks : 3, 4, 5

Package Dimensions 2110A
(unit : mm)

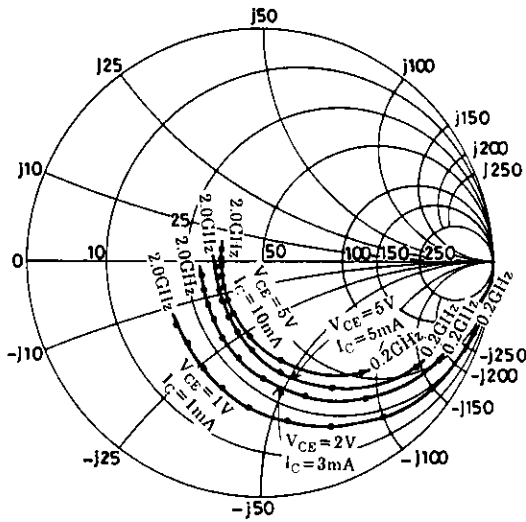
SANYO Electric Co., Ltd. Semiconductor Business Headquarters
TOKYO OFFICE Tokyo Bldg., 1-10, 1 Chome, Ueno, Taito-ku, TOKYO, 110 JAPAN



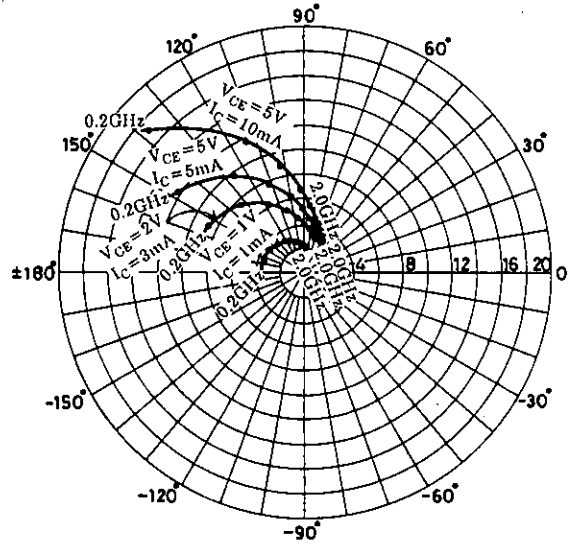


S Parameters

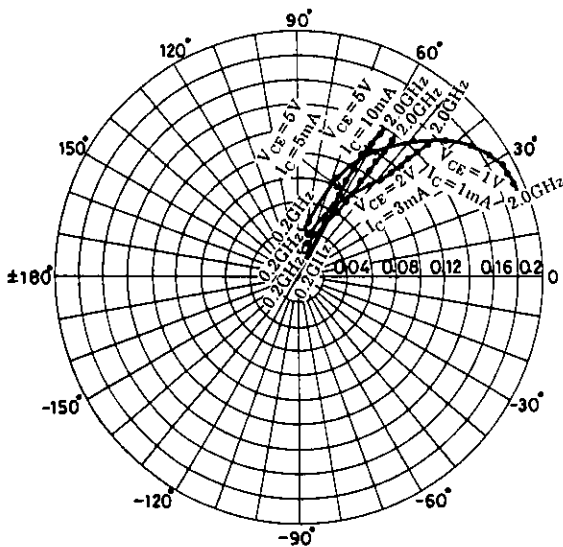
S11e : f = 200 to 2000MHz (200MHz step)



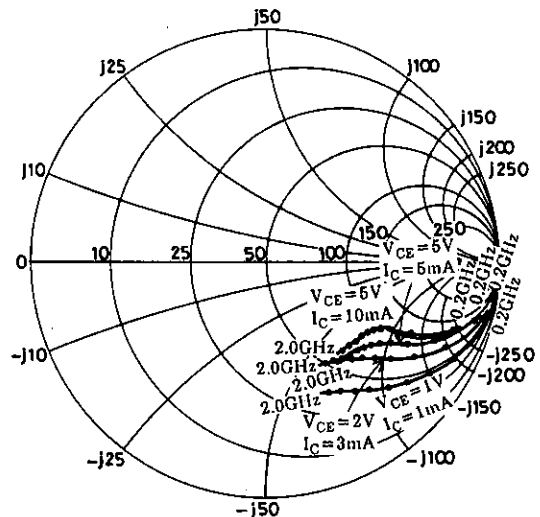
S21e : f = 200 to 2000MHz (200MHz step)



S12e : f = 200 to 2000MHz (200MHz step)



S22e : f = 200 to 2000MHz (200MHz step)



S Parameters (Common emitter) $V_{CE}=5V, I_C=5mA, Z_0=50\Omega$

Freq (MHz)	$ S_{11} $	$\angle S_{11}$	$ S_{21} $	$\angle S_{21}$	$ S_{12} $	$\angle S_{12}$	$ S_{22} $	$\angle S_{22}$
200	0.789	-34.0	12.209	148.5	0.029	72.3	0.914	-16.3
400	0.610	-60.1	9.707	125.8	0.048	62.4	0.785	-25.6
600	0.474	-79.5	7.653	110.7	0.061	58.2	0.692	-25.6
800	0.372	-95.6	6.212	99.2	0.072	56.6	0.632	-33.6
1000	0.311	-108.2	5.172	90.8	0.082	56.1	0.594	-36.1
1200	0.264	-122.2	4.459	83.0	0.093	55.9	0.570	-38.6
1400	0.225	-135.5	3.905	76.3	0.103	55.5	0.553	-41.5
1600	0.204	-147.9	3.464	70.7	0.113	55.5	0.539	-44.5
1800	0.188	-161.6	3.121	64.9	0.124	54.7	0.528	-48.2
2000	0.184	-175.1	2.855	59.7	0.135	54.2	0.527	-51.6

 $V_{CE}=5V, I_C=10mA, Z_0=50\Omega$

Freq (MHz)	$ S_{11} $	$\angle S_{11}$	$ S_{21} $	$\angle S_{21}$	$ S_{12} $	$\angle S_{12}$	$ S_{22} $	$\angle S_{22}$
200	0.629	-47.8	17.118	137.6	0.025	69.4	0.839	-20.3
400	0.421	-77.9	11.829	114.0	0.040	63.6	0.681	-26.7
600	0.316	-98.0	8.649	101.1	0.052	62.7	0.605	-28.9
800	0.245	-117.5	6.785	91.2	0.064	62.8	0.562	-30.7
1000	0.209	-130.0	5.536	84.4	0.075	63.0	0.540	-32.9
1200	0.183	-147.2	4.719	77.6	0.088	62.9	0.528	-35.2
1400	0.168	-161.6	4.103	72.0	0.100	62.5	0.517	-37.9
1600	0.162	-174.0	3.626	66.7	0.112	61.9	0.510	-41.4
1800	0.164	173.1	3.255	61.7	0.124	60.5	0.503	-45.4
2000	0.170	160.6	2.962	56.8	0.135	59.3	0.502	-49.1

 $V_{CE}=2V, I_C=3mA, Z_0=50\Omega$

Freq (MHz)	$ S_{11} $	$\angle S_{11}$	$ S_{21} $	$\angle S_{21}$	$ S_{12} $	$\angle S_{12}$	$ S_{22} $	$\angle S_{22}$
200	0.860	-28.3	8.645	154.3	0.036	73.8	0.943	-15.2
400	0.725	-52.2	7.452	133.4	0.063	62.5	0.839	-26.1
600	0.598	-71.6	6.200	117.7	0.081	55.4	0.744	-33.3
800	0.490	-88.6	5.210	105.1	0.094	51.1	0.667	-38.4
1000	0.417	-102.6	4.458	95.5	0.104	48.9	0.615	-42.3
1200	0.358	-116.9	3.901	86.7	0.114	47.5	0.579	-45.5
1400	0.311	-129.4	3.452	79.3	0.124	46.4	0.552	-48.6
1600	0.285	-141.5	3.072	72.8	0.132	46.3	0.531	-51.9
1800	0.262	-154.3	2.783	66.4	0.141	45.6	0.513	-55.7
2000	0.252	-167.3	2.551	60.9	0.150	44.0	0.505	-59.0

2SC5276

$V_{CE} = 1V, I_C = 1mA, Z_0 = 50\Omega$

Freq (MHz)	$ S_{11} $	$\angle S_{11}$	$ S_{21} $	$\angle S_{21}$	$ S_{12} $	$\angle S_{12}$	$ S_{22} $	$\angle S_{22}$
200	0.952	-18.3	3.431	163.0	0.045	78.1	0.983	-10.2
400	0.896	-36.0	3.331	145.5	0.086	67.4	0.945	-19.6
600	0.830	-51.8	3.020	132.9	0.119	57.6	0.892	-27.7
800	0.753	-67.1	2.756	119.8	0.145	49.5	0.837	-34.9
1000	0.681	-80.9	2.543	108.6	0.163	42.6	0.782	-41.5
1200	0.617	-92.9	2.373	97.8	0.177	37.0	0.743	-46.4
1400	0.557	-107.1	2.184	88.4	0.185	32.1	0.699	-51.5
1600	0.509	-118.6	2.011	79.8	0.191	28.1	0.666	-55.9
1800	0.461	-132.1	1.888	71.6	0.191	25.5	0.640	-60.6
2000	0.440	-144.0	1.737	64.5	0.191	23.0	0.618	-64.5

■ No products described or contained herein are intended for use in surgical implants, life-support systems, aerospace equipment, nuclear power control systems, vehicles, disaster/crime-prevention equipment and the like, the failure of which may directly or indirectly cause injury, death or property loss.

■ Anyone purchasing any products described or contained herein for an above-mentioned use shall:

- ① Accept full responsibility and indemnify and defend SANYO ELECTRIC CO., LTD., its affiliates, subsidiaries and distributors and all their officers and employees, jointly and severally, against any and all claims and litigation and all damages, cost and expenses associated with such use;
- ② Not impose any responsibility for any fault or negligence which may be cited in any such claim or litigation on SANYO ELECTRIC CO., LTD., its affiliates, subsidiaries and distributors or any of their officers and employees jointly or severally.

■ Information (including circuit diagrams and circuit parameters) herein is for example only; it is not guaranteed for volume production. SANYO believes information herein is accurate and reliable, but no guarantees are made or implied regarding its use or any infringements of intellectual property rights or other rights of third parties.

This catalog provides information as of August, 1995. Specifications and information herein are subject to change without notice.