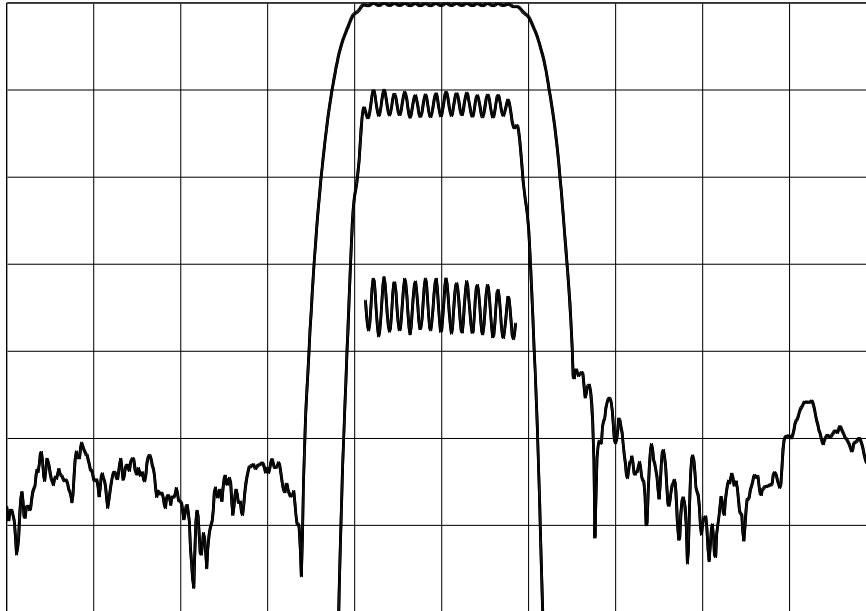


TYPICAL PERFORMANCE



Horizontal: 4.0 MHz/div Vertical (from top): Magnitude 10 dB/div
 Magnitude 1 dB/div
 Group Delay 100 ns/div

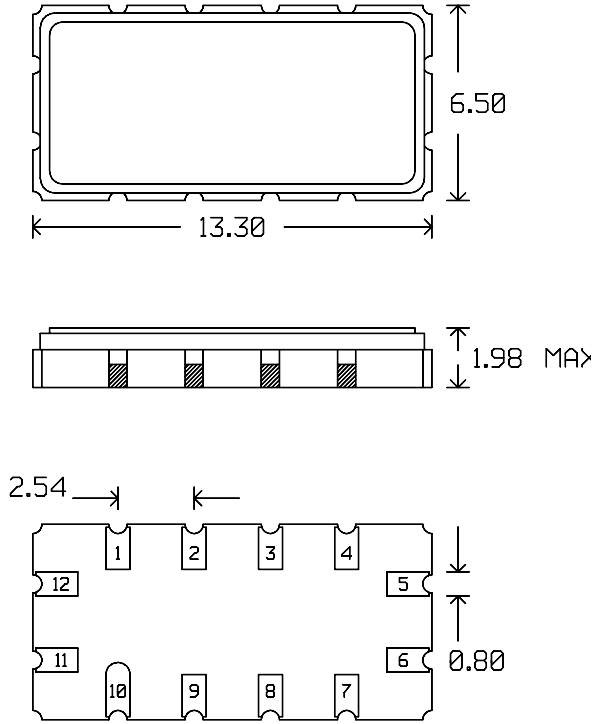
SPECIFICATION

Parameter	Min.	Typ.	Max.	Units.
Center Frequency (Fc) ¹	69.8	70.0	70.2	MHz
Insertion Loss		10.5	11.0	dB
1 dB Bandwidth ²	7.4	7.8		MHz
3 dB Bandwidth ²	8.0	8.7		MHz
40 dB Bandwidth ²		12.2	14.25	MHz
Pass Band Ripple (over 80% of 3 dB BW)		0.3	1	dB p-p
Phase Ripple(over 80% of 3 dB BW)		4.5	11	deg p-p
Group Delay Ripple(over 80% of 3 dB BW)		70	100	ns p-p
Absolute Delay		1.05		us
Ultimate Rejection	40	50		dB
Substrate Material	YZ Lithium Niobate			
Temperature Coefficient		-94		ppm/° C
Ambient Temperature		25		° C

Notes:

- 1: Mean Value of 3 dB points
- 2: Relative to Insertion Loss

PACKAGE OUTLINE

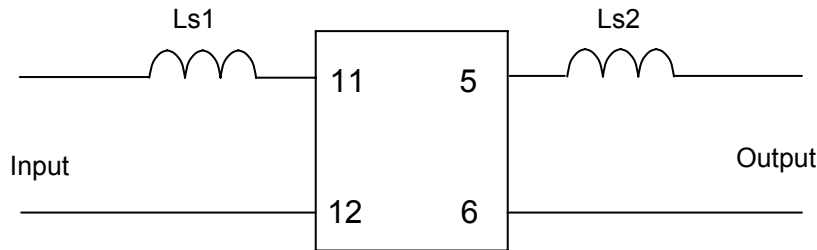


Units: mm

Pin Configuration:

Input: 11
 Input Return: 12
 Output: 5
 Output Return: 6
 Ground: 1,2,3,4,7,8,9,10

MATCHING CIRCUIT



Component values into 50 Ω matching:
 Ls1 = 132 nH Ls2 = 180 nH (Minimum Q = 45)

Notes

1. Recommend use of 5% tolerance components.
2. Optimum values depend on board layout. Values intended as guide only.

