


FEATURES

- High Output Power: 29dBm (typ.)
- High Linear Gain: 20dB (typ.)
- Low In/Out VSWR
- Integrated Output Power Monitor
- Impedance Matched $Z_{in}/Z_{out} = 50\Omega$
- Small Hermetic Metal-Ceramic Package (VF)



DESCRIPTION

The FMM5017VF is a MMIC amplifier designed for VSAT applications as a driver or output stage in the 14.0 to 14.5 GHz band. This device is well suited for designs that require less than 1 Watt and lower cost.

Fujitsu's stringent Quality Assurance Program assures the highest reliability and consistent performance.

ABSOLUTE MAXIMUM RATINGS (Ambient Temperature $T_a=25^\circ\text{C}$)

Item	Symbol	Rating	Unit
DC Input Voltage	V_{DD}	12	V
DC Input Voltage	V_{GG}	-7	V
Input Power	P_{in}	17	dBm
Storage Temperature	T_{stg}	-55 to +125	$^\circ\text{C}$
Operating Case Temperature	T_{op}	-40 to +85	$^\circ\text{C}$

ELECTRICAL CHARACTERISTICS (Ambient Temperature $T_a=25^\circ\text{C}$)

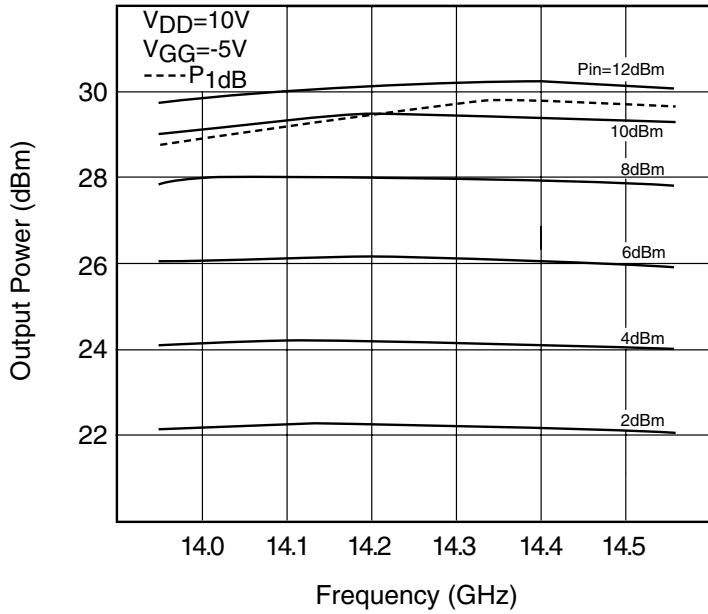
Item	Symbol	Test Conditions	Limit			Unit
			Min.	Typ.	Max.	
Frequency Range	f		14.0	~	14.5	GHz
Output Power at 1dB G.C.P.	P_{1dB}	$V_{DD} = 10\text{V}$ $V_{GG} = -5\text{V}$ $f = 14.0 \text{ to } 14.5 \text{ GHz}$	28.0	29.0	-	dBm
Linear Gain	G		18.0	20.0	-	dB
Gain Flatness	ΔG		-	1.0	1.5	dB
Input VSWR	$VSWR_i$		-	2:1	2.3:1	-
Output VSWR	$VSWR_o$		-	2.3:1	3:1	-
Power Monitor	V_{mon}		$P_{out} = 28.0\text{dBm}$	-	2.5	-
DC Input Current	I_{DD}	$V_{DD} = 10\text{V}$ $V_{GG} = -5\text{V}$	-	700	1000	mA
DC Input Current	I_{GG}		-	15	20	mA

CASE STYLE: VF

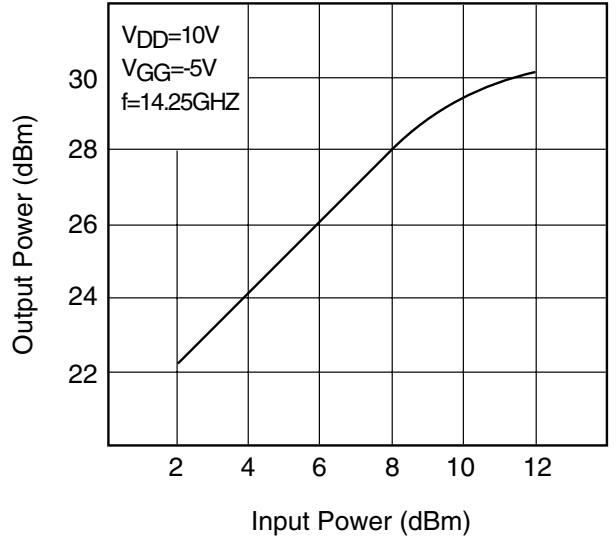
FMM5017VF

GaAs MMIC

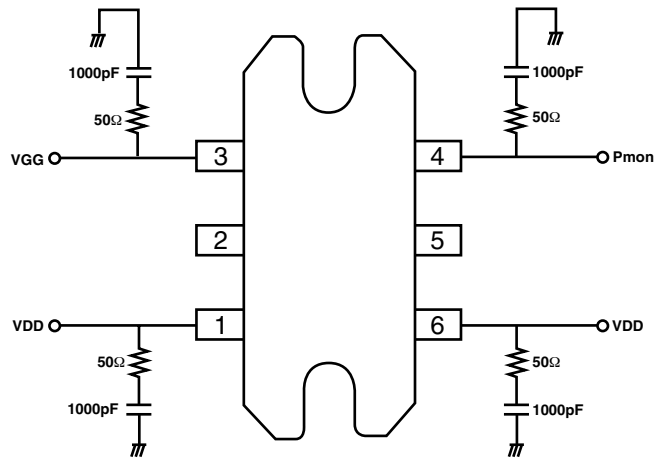
OUTPUT POWER vs. FREQUENCY

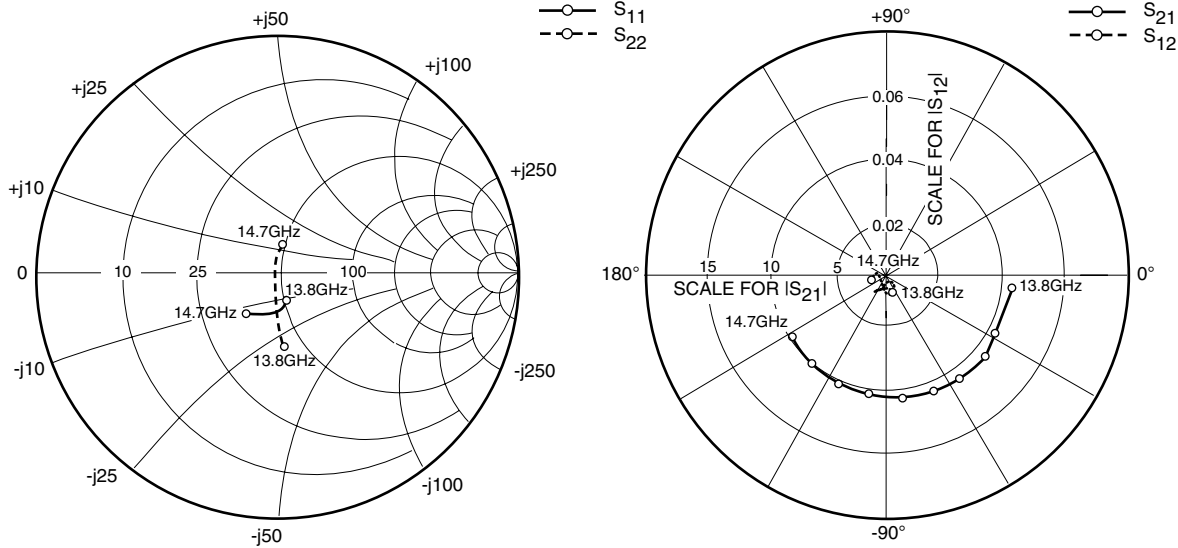


OUTPUT POWER vs. INPUT POWER



Recommended Bias Circuit



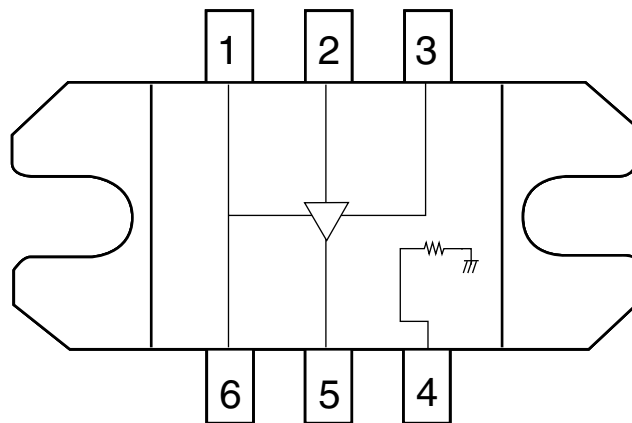


S-PARAMETERS

$V_{DD} = 10V, V_{GG} = -5V$

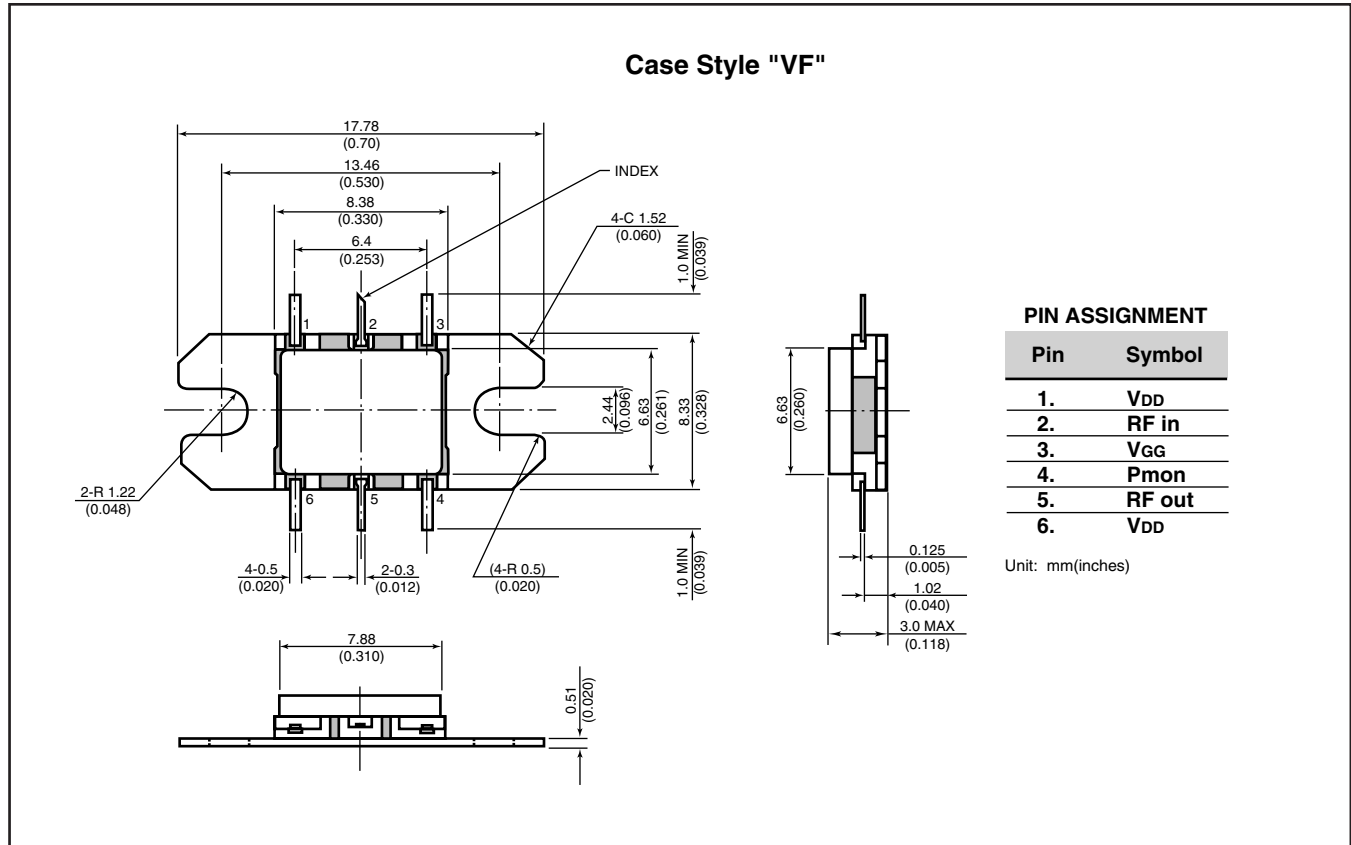
FREQUENCY (MHZ)	S11		S21		S12		S22	
	MAG	ANG	MAG	ANG	MAG	ANG	MAG	ANG
13800	.074	-61.1	11.417	-6.7	.007	-77.6	.341	-86.2
13900	.100	-62.8	11.014	-27.2	.001	-66.1	.289	-87.2
14000	.109	-69.8	11.331	-38.0	.004	-134.6	.250	-89.6
14100	.119	-76.2	10.909	-55.3	.007	-114.5	.203	-89.4
14200	.125	-86.0	11.088	-69.1	.009	-133.9	.170	-93.2
14300	.138	-93.2	10.730	-83.9	.005	-110.5	.126	-94.5
14400	.147	-102.6	10.728	-98.6	.007	-88.3	.081	-104.1
14500	.156	-112.8	10.562	-113.4	.007	-100.2	.027	-137.0
14600	.174	-124.2	10.353	-128.9	.005	172.4	.057	96.0
14700	.196	-136.3	9.941	-146.6	.007	-158.7	.128	69.3

Pin Configuration



FMM5017VF

GaAs MMIC



For further information please contact:

FUJITSU COMPOUND SEMICONDUCTOR, INC.

2355 Zanker Rd.

San Jose, CA 95131-1138, U.S.A.

Phone: (408) 232-9500

FAX: (408) 428-9111

www.fcsi.fujitsu.com

FUJITSU MICROELECTRONICS, LTD.

Compound Semiconductor Division

Network House

Norreys Drive

Maidenhead, Berkshire SL6 4FJ

Phone:+44 (0)1628 504800

FAX:+44 (0)1628 504888

CAUTION

Fujitsu Compound Semiconductor Products contain **gallium arsenide (GaAs)** which can be hazardous to the human body and the environment. For safety, observe the following procedures:

- Do not put these products into the mouth.
- Do not alter the form of this product into a gas, powder, or liquid through burning, crushing, or chemical processing as these by-products are dangerous to the human body if inhaled, ingested, or swallowed.
- Observe government laws and company regulations when discarding this product. This product must be discarded in accordance with methods specified by applicable hazardous waste procedures.

Fujitsu Limited reserves the right to change products and specifications without notice. The information does not convey any license under rights of Fujitsu Limited or others.

© 1998 FUJITSU COMPOUND SEMICONDUCTOR, INC.

Printed in U.S.A. FCSI0598M200