

# SOD323 SILICON HIGH CURRENT SCHOTTKY BARRIER DIODE "SuperBAT"

## ZHCS400

ISSUE 1- NOVEMBER 1998 ☺

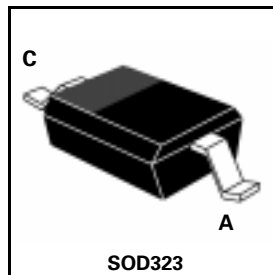
### FEATURES:

- Low  $V_F$
- High Current Capability
- Miniature Surface Mount Package

### APPLICATIONS:

- DC - DC converters
- Mobile telecomms
- PCMCIA

Partmark Detail - BD



### ABSOLUTE MAXIMUM RATINGS.

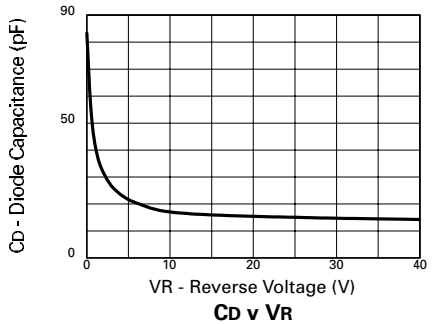
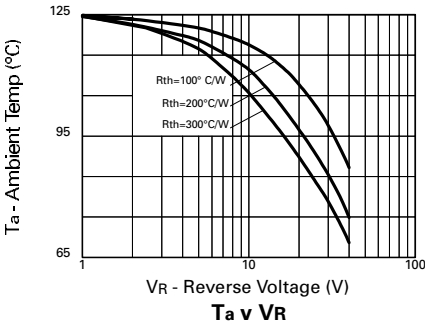
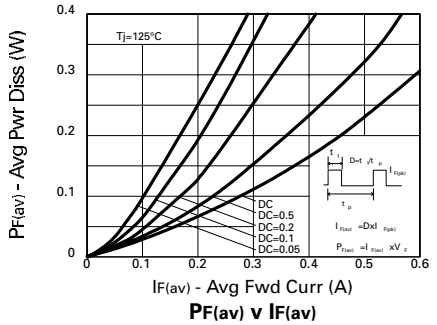
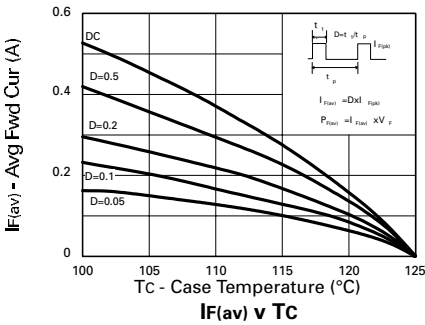
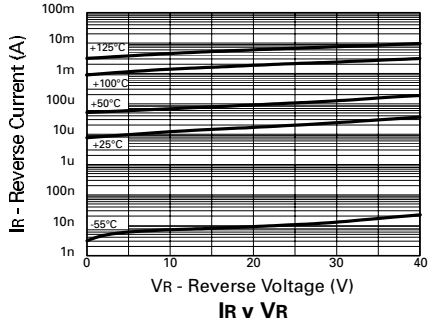
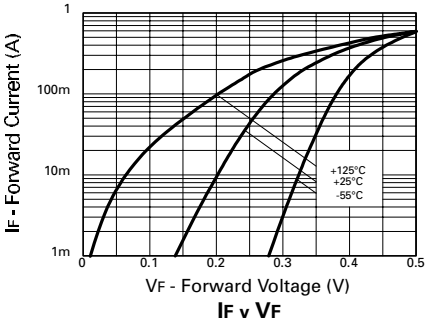
PARAMETER	SYMBOL	VALUE	UNIT
Continuous Reverse Voltage	$V_R$	40	V
Forward Current (Continuous)	$I_F$	400	mA
Forward Voltage @ $I_F=400\text{mA}$	$V_F$	500	mV
Average Peak Forward Current; D.C. = 50%	$I_{FAV}$	1000	mA
Non Repetitive Forward Current $t \leq 100\mu\text{s}$ $t \leq 10\text{ms}$	$I_{FSM}$	6.75 3	A A
Power Dissipation at $T_{amb}=25^\circ\text{C}$	$P_{tot}$	250	mW
Storage Temperature Range	$T_{stg}$	-55 to +150	$^\circ\text{C}$
Junction Temperature	$T_j$	125	$^\circ\text{C}$

### ELECTRICAL CHARACTERISTICS (at $T_{amb} = 25^\circ\text{C}$ unless otherwise stated).

PARAMETER	SYMBOL	MIN.	TYP.	MAX.	UNIT	CONDITIONS.
Reverse Breakdown Voltage	$V_{(BR)R}$	40	60		V	$I_R=200\mu\text{A}$
Forward Voltage	$V_F$		270 300 370 425 550 640 810 440	300 350 460 500 670 780 1050	mV mV mV mV mV mV mV mV	$I_F=50\text{mA}^*$ $I_F=100\text{mA}^*$ $I_F=250\text{mA}^*$ $I_F=400\text{mA}^*$ $I_F=750\text{mA}^*$ $I_F=1000\text{mA}^*$ $I_F=1500\text{mA}^*$ $I_F=500\text{mA}, T_{amb}=100^\circ\text{C}^*$
Reverse Current	$I_R$		15	40	$\mu\text{A}$	$V_R=30\text{V}$
Diode Capacitance	$C_D$		20		pF	$f=1\text{MHz}, V_R=25\text{V}$
Reverse Recovery Time	$t_{rr}$		10		ns	switched from $I_F = 500\text{mA}$ to $I_R = 500\text{mA}$ Measured at $I_R = 50\text{mA}$

# ZHCS400

## TYPICAL CHARACTERISTICS



# ZHCS400

## TYPICAL CHARACTERISTICS

