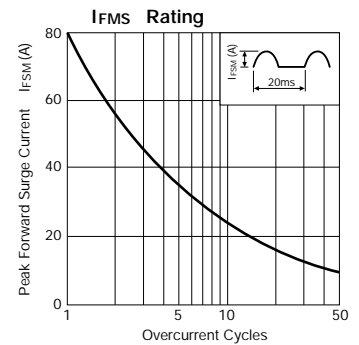
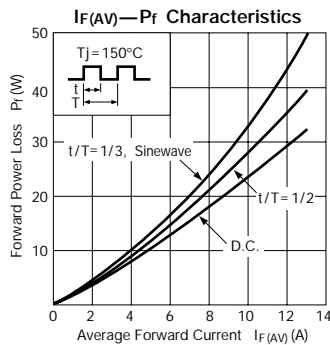
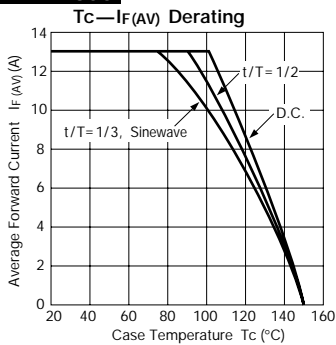


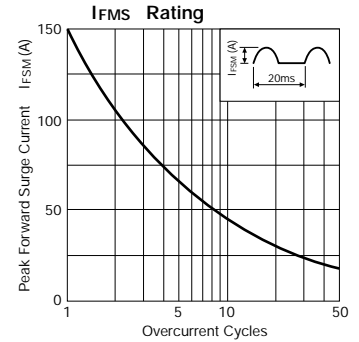
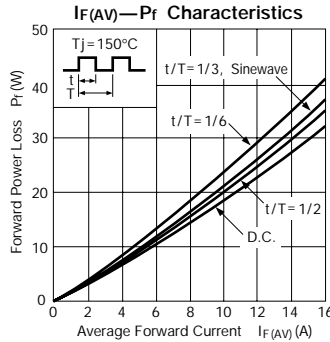
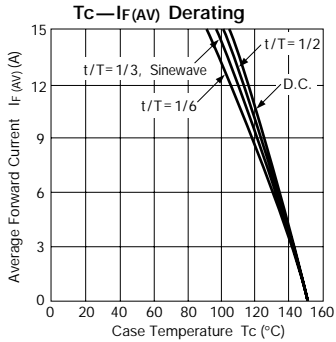
# Bridge Diodes

Type No.	Parameter	Absolute Maximum Ratings				Electrical Characteristics (Ta=25°C)				Others		
		V <sub>RM</sub> (V)	I <sub>F(AV)</sub> (A) With Heatsink	I <sub>FSM</sub> (A)	T <sub>J</sub> (°C)	T <sub>stg</sub> (°C)	V <sub>F</sub> (V)	I <sub>R</sub> (μA)	I <sub>R(H)</sub> (μA)	R <sub>th(j-c)</sub> (°C/W)	Mass (g)	Fig.
				50Hz Half-cycle Sinewave Single Shot			max per element	I <sub>F</sub> (A)	V <sub>R</sub> =V <sub>RM</sub> max per element	V <sub>R</sub> =V <sub>RM</sub> , T <sub>J</sub> =100°C max per element		
RBV-1306	600	13	80	-40 to +150		1.2	6.5	10	1.5	6.45	Ⓐ	
RBV-1506S		15	150			1.1	7.5					
RBV-1506		200	1.05			12.5	50	200				
RBV-2506		25	350									

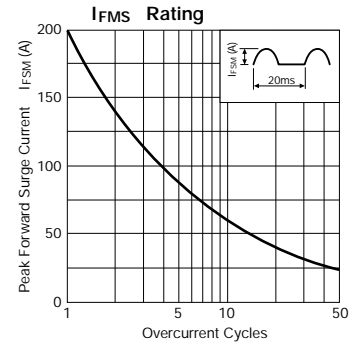
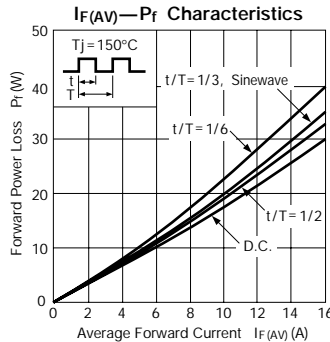
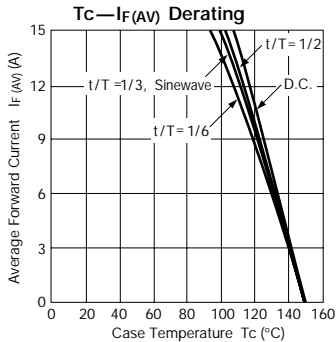
## RBV-1306



## RBV-1506S



## RBV-1506

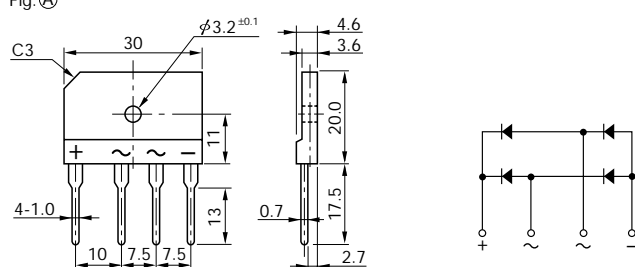


## External Dimensions

(Unit: mm)

Flammability:  
UL94V-0 or Equivalent

Fig. Ⓐ



**RBV-2506**

