

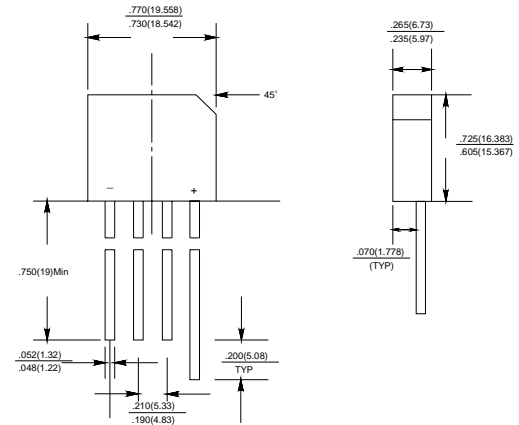
SILICON BRIDGE RECTIFIERS

VOLTAGE RANGE: 50 --- 1000 V
CURRENT: 6.0 A

FEATURES

- Rating to 1000V PRV
- Surge overload rating to 250 Amperes peak
- Ideal for printed circuit board
- Reliable low cost construction utilizing molded plastic technique results in inexpensive product
- Lead solderable per MIL-STD-202 method 208

KBL



Dimensions in inches and (mm)

MAXIMUM RATINGS AND ELECTRICAL CHARACTERISTICS

Ratings at 25 ambient temperature unless otherwise specified.

Single phase, half wave, 60 Hz, resistive or inductive load. For capacitive load, derate by 20%.

		KBL 6005	KBL 601	KBL 602	KBL 604	KBL 606	KBL 608	KBL 610	UNITS
Maximum recurrent peak reverse voltage	V_{RRM}	50	100	200	400	600	800	1000	V
Maximum RMS voltage	V_{RMS}	35	70	140	280	420	560	700	V
Maximum DC blocking voltage	V_{DC}	50	100	200	400	600	800	1000	V
Maximum average forward Output current @ $T_A=50$	$I_{(AV)}$	6.0							A
Peak forward surge current 8.3ms single half-sine-wave superimposed on rated load	I_{FSM}	250							A
Maximum instantaneous forward voltage at 3.0 A	V_F	1.05							V
Maximum reverse current @ $T_A=25$ at rated DC blocking voltage @ $T_A=100$	I_R	10 1							μA mA
Operating junction temperature range	T_j	- 55 ---- + 150							
Storage temperature range	T_{STG}	- 55 ---- + 150							

www.galaxycn.com

FIG.1 – TYPICAL FORWARD CURRENT DERATING CURVE

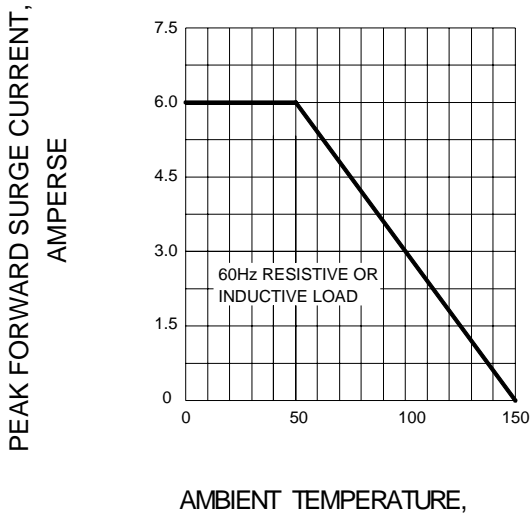


FIG.2 – MAXIMUM FORWARD SURGE CURRENT

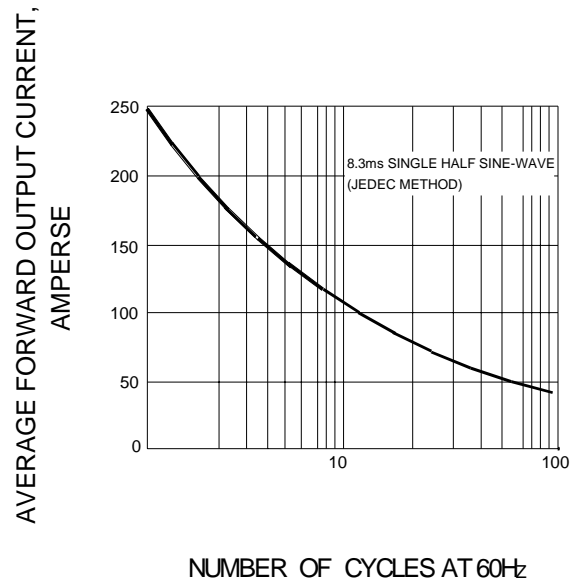


FIG.3 – TYPICAL FORWARD CHARACTERISTIC

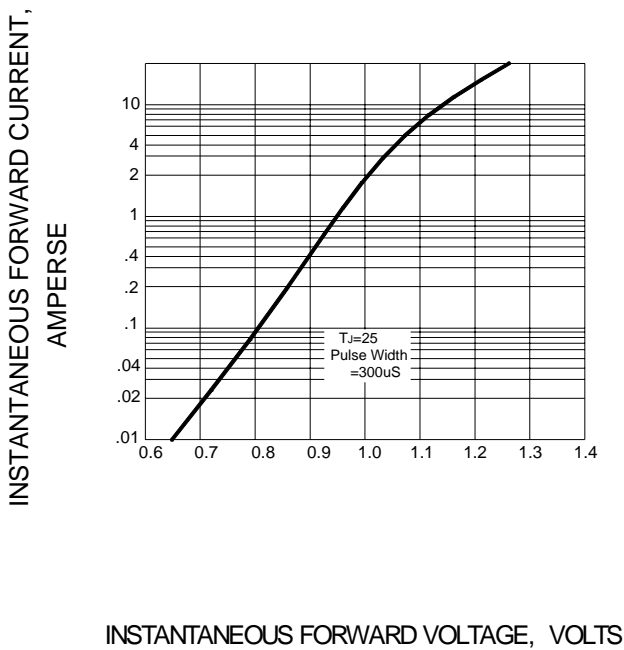


FIG.4 – TYPICAL REVERSE CHARACTERISTIC

