

# 2SC4511

Silicon NPN Triple Diffused Planar Transistor (Complement to type 2SA1725)

Application : Audio and General Purpose

**Absolute maximum ratings** (Ta=25°C)

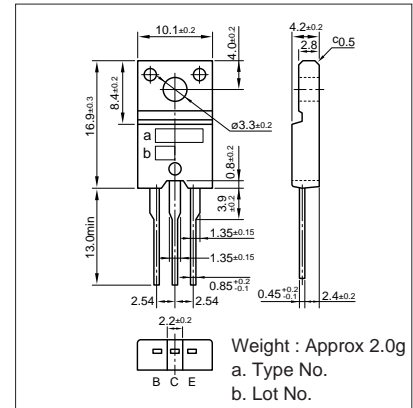
Symbol	2SC4511	Unit
V <sub>CBO</sub>	120	V
V <sub>CEO</sub>	80	V
V <sub>EBO</sub>	6	V
I <sub>C</sub>	6	A
I <sub>B</sub>	3	A
P <sub>C</sub>	30(T <sub>C</sub> =25°C)	W
T <sub>J</sub>	150	°C
T <sub>stg</sub>	-55 to +150	°C

**Electrical Characteristics** (Ta=25°C)

Symbol	Conditions	2SC4511	Unit
I <sub>CBO</sub>	V <sub>CB</sub> =120V	10max	μA
I <sub>EBO</sub>	V <sub>EB</sub> =6V	10max	μA
V(BR) <sub>CEO</sub>	I <sub>C</sub> =25mA	80min	V
h <sub>FE</sub>	V <sub>CE</sub> =4V, I <sub>C</sub> =2A	50min*	
V <sub>CE(sat)</sub>	I <sub>C</sub> =2A, I <sub>B</sub> =0.2A	0.5max	V
f <sub>r</sub>	V <sub>CE</sub> =12V, I <sub>E</sub> =-0.5A	20typ	MHz
COB	V <sub>CB</sub> =10V, f=1MHz	110typ	pF

\*h<sub>FE</sub> Rank:  $\bar{O}$ (50to100), P(70to140), Y(90to180)

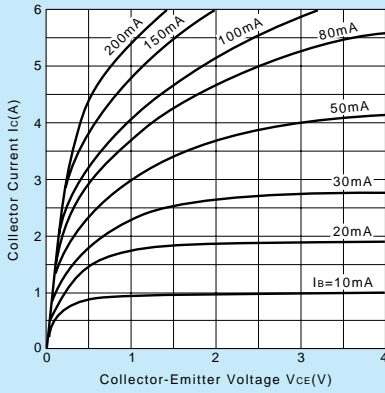
**External Dimensions FM20(TO220F)**



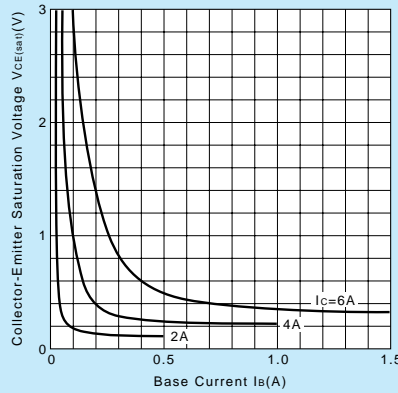
**Typical Switching Characteristics (Common Emitter)**

V <sub>CC</sub> (V)	R <sub>L</sub> (Ω)	I <sub>C</sub> (A)	V <sub>BB1</sub> (V)	V <sub>BB2</sub> (V)	I <sub>B1</sub> (A)	I <sub>B2</sub> (A)	t <sub>on</sub> (μs)	t <sub>stg</sub> (μs)	t <sub>f</sub> (μs)
30	10	3	10	-5	0.3	-0.3	0.16typ	2.60typ	0.34typ

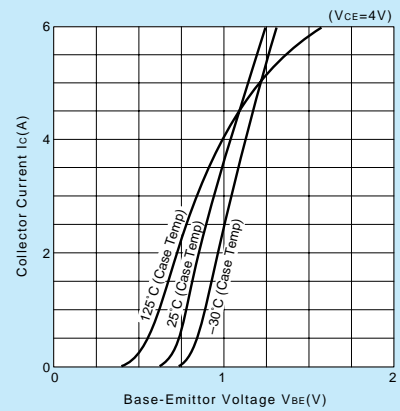
**I<sub>C</sub>-V<sub>CE</sub> Characteristics (Typical)**



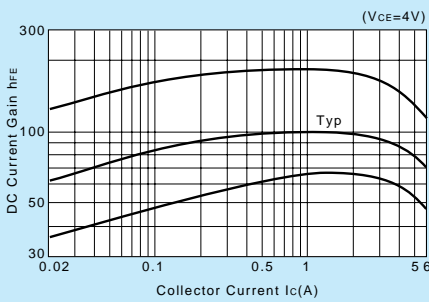
**V<sub>CE(sat)</sub>-I<sub>B</sub> Characteristics (Typical)**



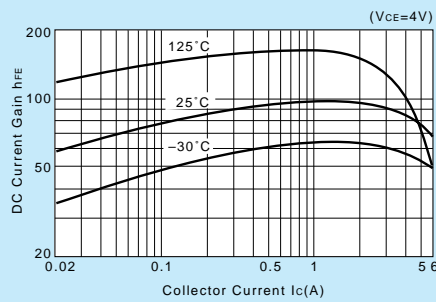
**I<sub>C</sub>-V<sub>BE</sub> Temperature Characteristics (Typical)**



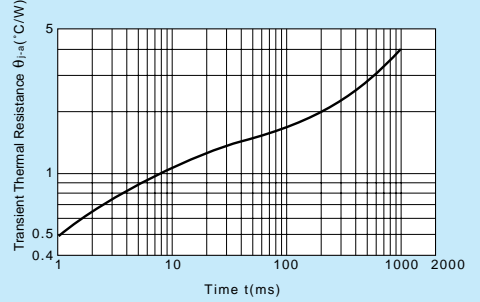
**h<sub>FE</sub>-I<sub>C</sub> Characteristics (Typical)**



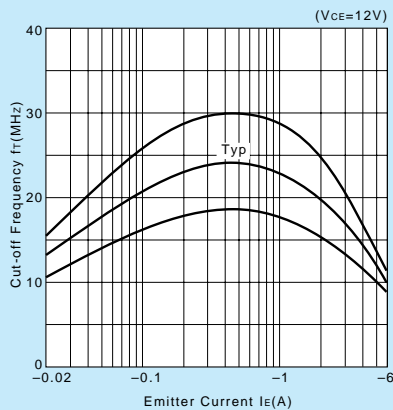
**h<sub>FE</sub>-I<sub>C</sub> Temperature Characteristics (Typical)**



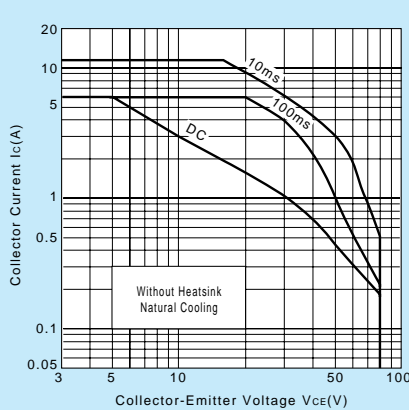
**θ<sub>j-a</sub>-t Characteristics**



**f<sub>T</sub>-I<sub>E</sub> Characteristics (Typical)**



**Safe Operating Area (Single Pulse)**



**P<sub>C</sub>-T<sub>a</sub> Derating**

