

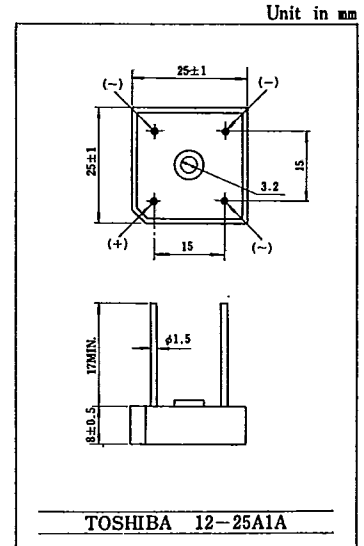
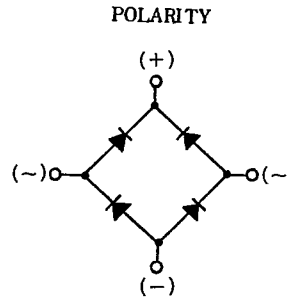
# RECTIFIER STACK (BRIDGE)

**10J4B41**

600V 10A

## MAXIMUM RATINGS

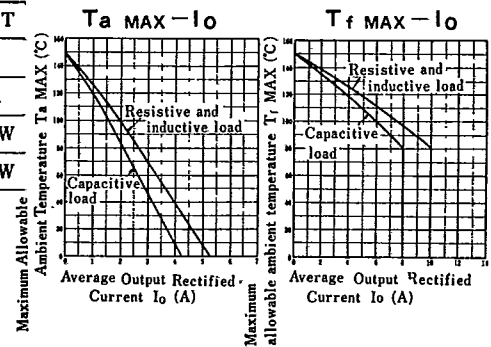
CHARACTERISTIC	SYMBOL	RATING	UNIT
Repetitive Peak Reverse Voltage	10B4B41	100	V
	10D4B41	200	
	10G4B41	400	
	10J4B41	600	
Average Output Rectified Current	T <sub>a</sub> =30°C	4.3A	A
	T <sub>f</sub> =80°C	10A	
Peak One Cycle Surge Forward Current (Non-Repetitive)	I <sub>FSM</sub>	200	A
Junction Temperature	T <sub>j</sub>	-40~150	°C
Storage Temperature Range	T <sub>stg</sub>	-40~150	°C
Screw Torque		7	kg cm



## ELECTRICAL CHARACTERISTICS

CHARACTERISTIC	SYMBOL	CONDITION	MIN.	MAX.	UNIT
Peak Forward Voltage	V <sub>FM</sub>	I <sub>FM</sub> =15A, T <sub>a</sub> =25°C	-	1.05	V
Repetitive Peak Reverse Current	I <sub>RRM</sub>	V <sub>RRM</sub> =Rated, T <sub>j</sub> =25°C	-	10	μA
Thermal Resistance (Junction to Fin)	R <sub>th(j-f)</sub>	DC	-	3.6	°C/W
Thermal Resistance (Junction to Ambient)	R <sub>th(j-a)</sub>	DC	-	16	°C/W

- Notes : 1. Fully coat the contact surface between the cooling fin and rectifier stack with silicon grease, and contact them each other.  
 2. T<sub>f</sub> : External cooling fin temperature.

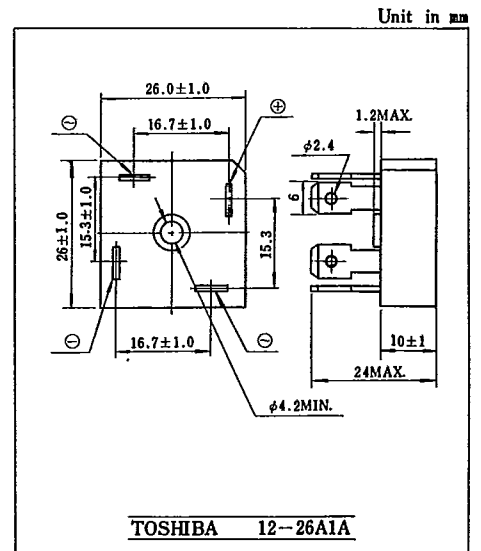


**15J4B41**

600V 15A

## MAXIMUM RATINGS

CHARACTERISTIC	SYMBOL	RATING	UNIT
Repetitive Peak reverse voltage	15B4B41	100	V
	15D4B41	200	
	15G4B41	400	
	15J4B41	600	
Average Output Rectified Current	T <sub>a</sub> =30°C	5.0	A
	T <sub>f</sub> =86°C	15	
Peak One Cycle Surge Current	I <sub>FSM</sub>	250	A
Junction temperature	T <sub>j</sub>	-40~150	°C
Storage Temperature Range	T <sub>stg</sub>	-40~150	°C
Screw Torque		10	kg cm



## ELECTRICAL CHARACTERISTICS

CHARACTERISTIC	SYMBOL	CONDITION	MIN.	MAX.	UNIT
Peak Forward Voltage	V <sub>RRM</sub>	I <sub>FM</sub> =22A, T <sub>a</sub> =25°C	-	1.0	V
Repetitive Peak Reverse Current	I <sub>RRM</sub>	V <sub>RRM</sub> =Rated, T <sub>j</sub> =25°C	-	10	μA
Thermal Resistance (Junction to Fin)	R <sub>th(j-f)</sub>	DC	-	2.35	°C/W
Thermal Resistance (Junction to Ambient)	R <sub>th(j-a)</sub>	DC	-	15	°C/W

- Notes : 1. Fully coat the contact surface between the cooling fin and rectifier stack with silicon grease, and then contact them each other.

