



DC COMPONENTS CO., LTD.

RECTIFIER SPECIALISTS

SR3020

THRU

SR3060

TECHNICAL SPECIFICATIONS OF SCHOTTKY BARRIER RECTIFIER

VOLTAGE RANGE - 20 to 60 Volts

CURRENT - 30 Amperes

FEATURES


- * Low switching noise
- * Low forward voltage drop
- * Low thermal resistance
- * High current capability
- * High switching capability
- * High surge capability
- * High reliability

MECHANICAL DATA

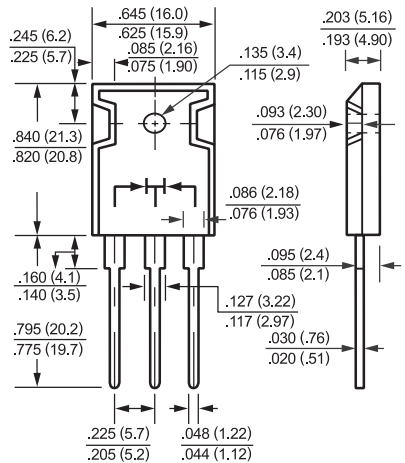
- * Case: Molded plastic
- * Epoxy: UL 94V-0 rate flame retardant
- * Lead: MIL-STD-202E, Method 208 guaranteed
- * Polarity: As marked
- * Mounting position: Any
- * Weight: 5.60 grams

MAXIMUM RATINGS AND ELECTRICAL CHARACTERISTICS

Ratings at 25 °C ambient temperature unless otherwise specified.
 Single phase, half wave, 60 Hz, resistive or inductive load.
 For capacitive load, derate current by 20%.



TO-3P



	SYMBOL	SR3020	SR3030	SR3040	SR3050	SR3060	UNITS
Maximum Recurrent Peak Reverse Voltage	V _{RRM}	20	30	40	50	60	Volts
Maximum RMS Voltage	V _{RMS}	14	21	28	35	42	Volts
Maximum DC Blocking Voltage	V _{DC}	20	30	40	50	60	Volts
Maximum Average Forward Rectified Current at Derating Case Temperature	I _O	30					Amps
Peak Forward Surge Current 8.3 ms single half sine-wave superimposed on rated load (JEDEC Method)	I _{FSM}	300					Amps
Maximum Instantaneous Forward Voltage at 15.0A DC	V _F	.65			.75		Volts
Maximum DC Reverse Current at Rated DC Blocking Voltage	@T _c = 25°C	5					mAmps
	@T _c = 100°C						
Typical Thermal Resistance (Note 1)	R _{θJC}	1.4					°C/W
Operating Temperature Range	T _J	-65 to + 150					°C
Storage Temperature Range	T _{STG}	-65 to + 150					°C

NOTES : 1. Thermal Resistance Junction to Case per leg.
 2. Suffix "A" = Common Anode.

RATING AND CHARACTERISTIC CURVES (SR3020 THRU SR3060)

FIG. 1 - TYPICAL FORWARD CURRENT DERATING CURVE

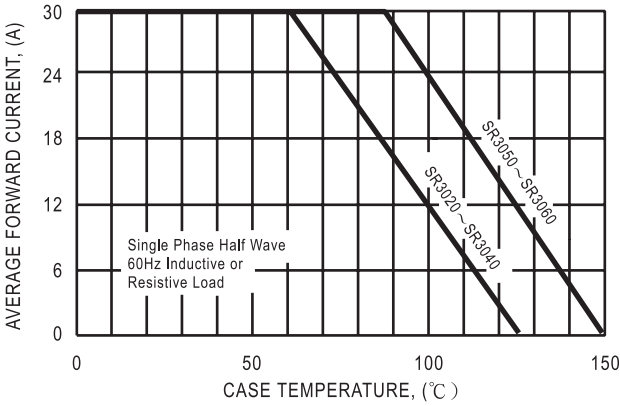


FIG. 3 - MAXIMUM NON-REPETITIVE FORWARD SURGE CURRENT

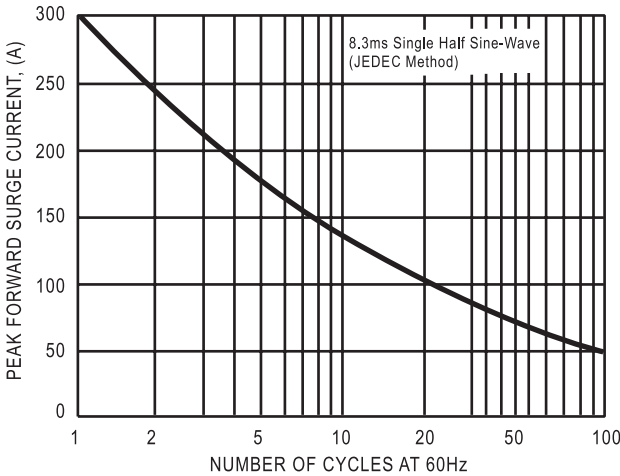


FIG. 4 - TYPICAL JUNCTION CAPACITANCE

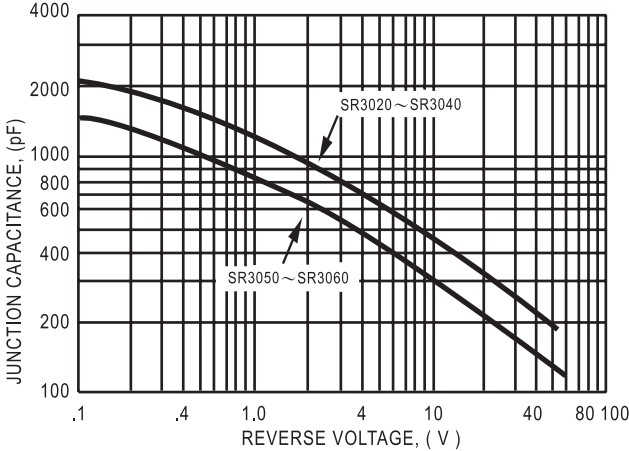


FIG. 2 - TYPICAL REVERSE CHARACTERISTICS

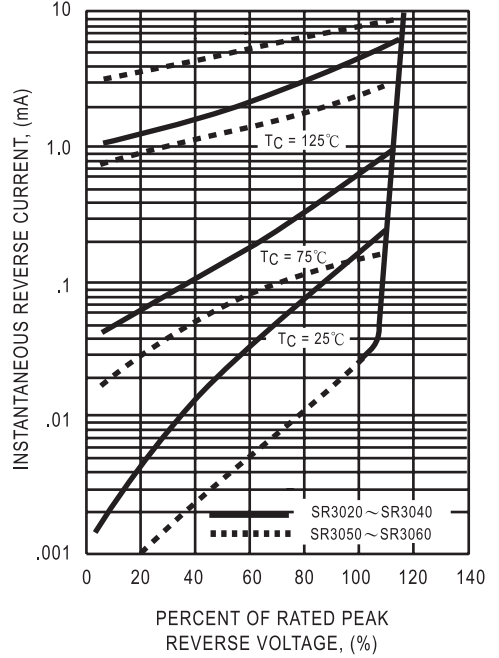
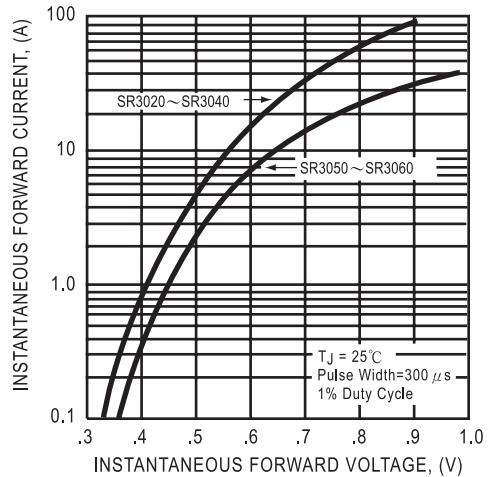


FIG. 5 - TYPICAL INSTANTANEOUS FORWARD CHARACTERISTICS



DC COMPONENTS CO., LTD.