

0.35" Light Bar

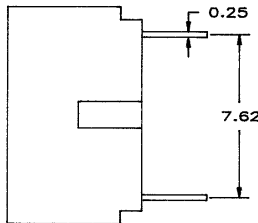
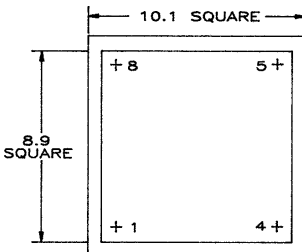
FEATURES

- 0.35" light bar
- Suitable for backlighting
- Uniform light emission

OPTO-ELECTRICAL CHARACTERISTICS (Ta = 25°C)

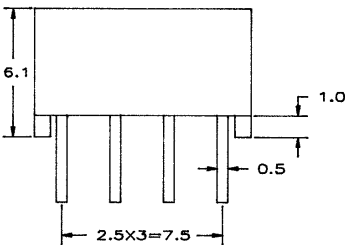
PART NO.	PEAK WAVE LENGTH (nm)	EMITTED COLOR	MAXIMUM RATINGS					OPTO ELECTRICAL CHARACTERISTICS						
			IF (mA)	VR (V)	PD(mW)	T _{opp} (°C)	T _{stg} (°C)	VF(V)			IR(μA)		IV(mcd)	
								typ.	max.	@mA	max.	@VR	typ. per die	@mA
MTLB2135-G	567	Green	30	5	85	-25~+85	-25~+100	2.1	3.0	20	100	5	6.8	10
MTLB3135-Y	585	Yellow	30	5	85	-25~+85	-25~+100	2.1	3.0	20	100	5	5.5	10
MTLB4135-O	635	Orange	30	5	85	-25~+85	-25~+100	2.1	3.0	20	100	5	7.8	10
MTLB4135-HR	635	Hi-Eff Red	30	5	85	-25~+85	-25~+100	2.1	3.0	20	100	5	7.8	10
MTLB7135-UR	660	Ultra Red	30	4	70	-25~+85	-25~+100	1.9	2.5	20	100	4	30.4	20

PACKAGE DIMENSIONS AND PIN FUNCTIONS



PIN NO. FUNCTION

1. CATHODE
2. ANODE
3. ANODE
4. CATHODE
5. CATHODE
6. ANODE
7. ANODE
8. CATHODE



1. ALL DIMENSIONS ARE IN mm, TOLERANCE IS ± 0.25 mm UNLESS OTHERWISE SPECIFIED.
2. THE SLOPE ANGLE OF ANY PIN MAY BE $\pm 5.0^\circ$ MAX.



120 Broadway • Menands, New York 12204
Toll Free: (800) 98-4LEDS • Fax: (518) 432-7454