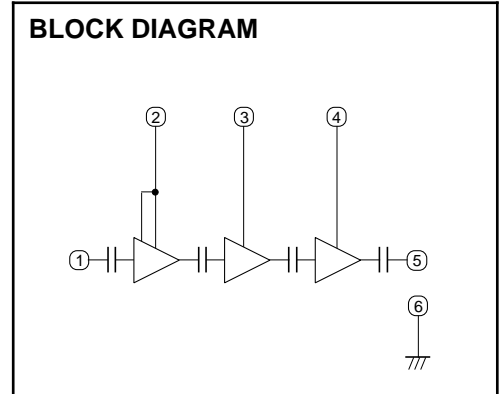
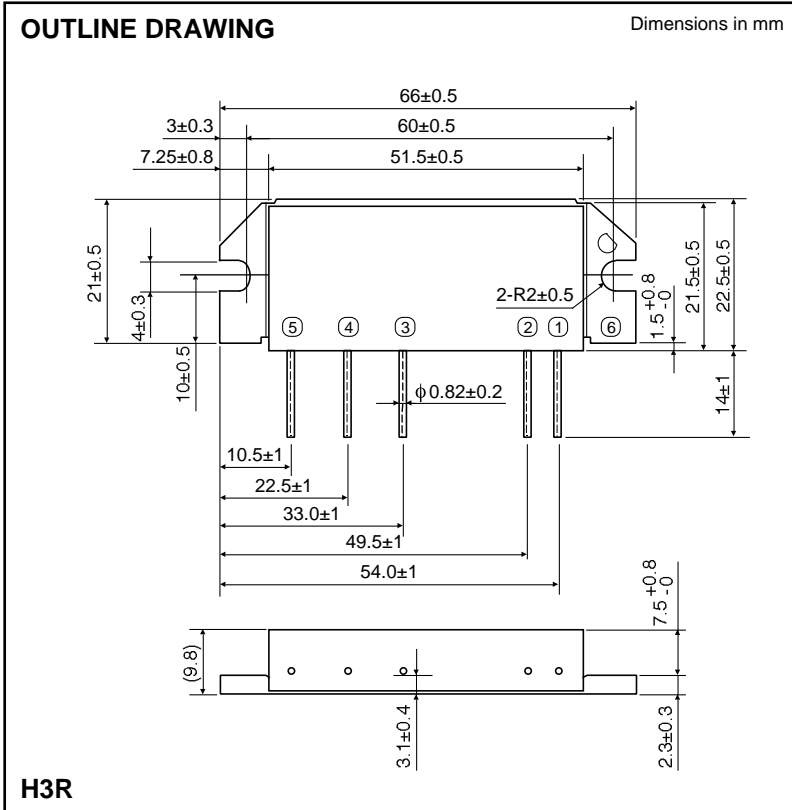


MITSUBISHI RF POWER MODULE
M57788HR

450-470MHz, 13.5V, 47W, FM MOBILE RADIO



- PIN:
- ① Pin : RF INPUT
 - ② Vcc1: 1st. DC SUPPLY
 - ③ Vcc2: 2nd. DC SUPPLY
 - ④ Vcc3: 3nd. DC SUPPLY
 - ⑤ Po : RF OUTPUT
 - ⑥ GND: FIN

ABSOLUTE MAXIMUM RATINGS (Tc=25°C unless otherwise noted)

Symbol	Parameter	Conditions	Ratings	Unit
Vcc	Supply voltage	ZG=ZL=50	17	V
Icc	Total current	ZG=ZL=50	12	A
P _{in} (max)	Input power	ZG=ZL=50 , Vcc1 13.5V	800	mW
P _O (max)	Output power	ZG=ZL=50 , Vcc1 13.5V	50	W
T _C (OP)	Operation case temperature	ZG=ZL=50 , Vcc1 13.5V	-30 to +110	°C
T _{stg}	Storage temperature		-40 to +110	°C

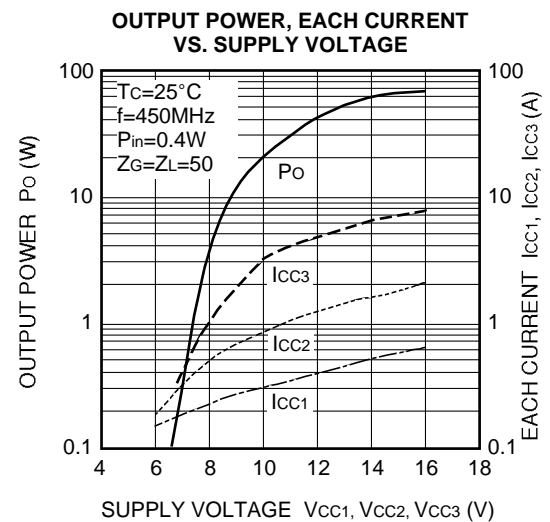
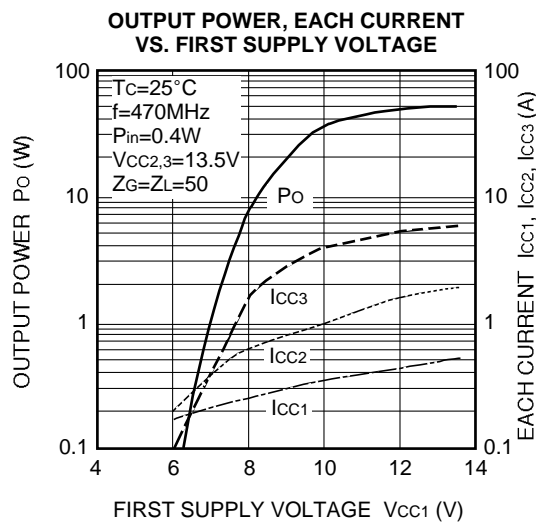
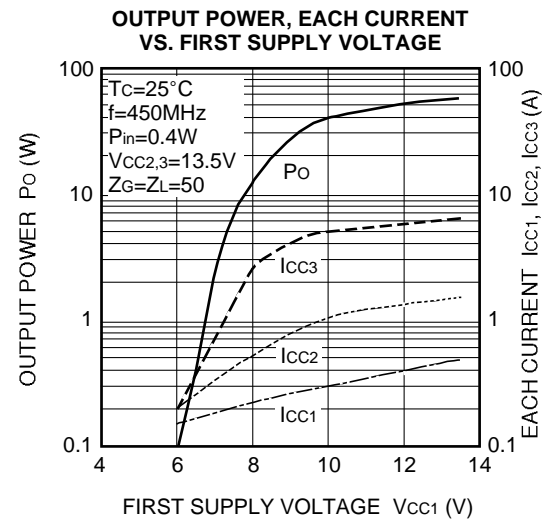
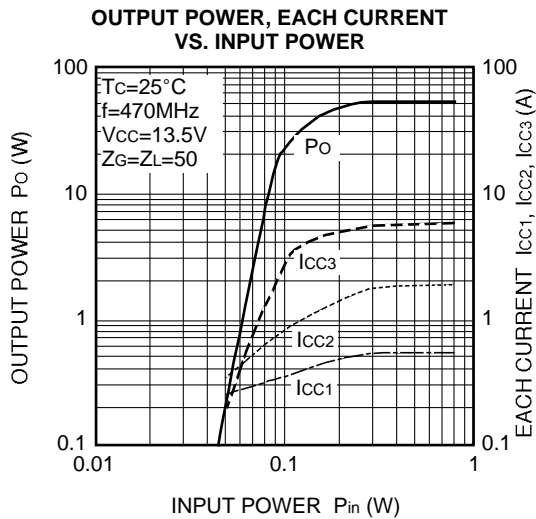
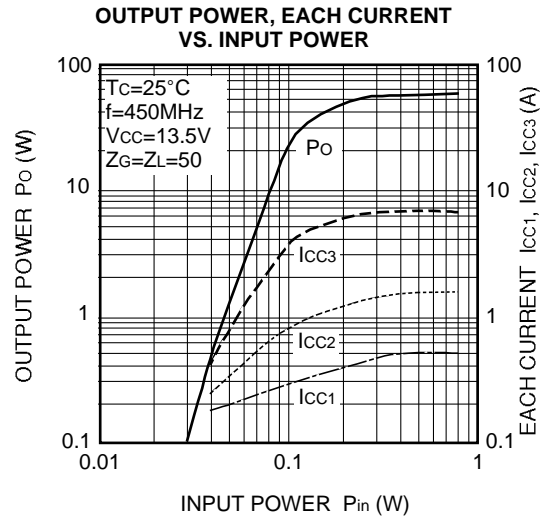
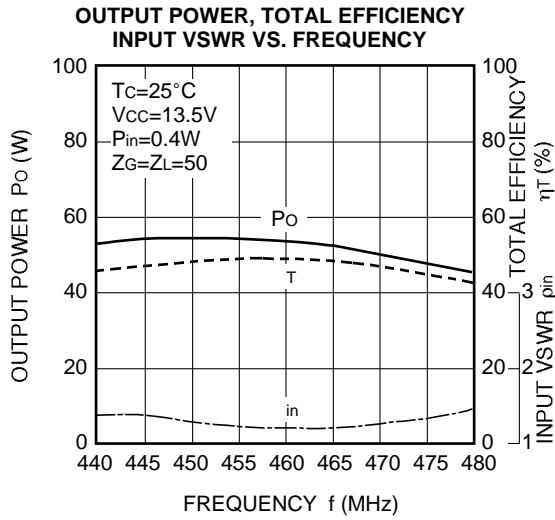
Note. Above each maximum ratings are guaranteed independently.

ELECTRICAL CHARACTERISTICS (Tc=25°C unless otherwise noted)

Symbol	Parameter	Test conditions	Limits		Unit
			Min	Max	
f	Frequency range		450	470	MHz
P _O	Output power	Vcc=13.5V, P _{in} =400mW, ZG=ZL=50	47		W
η	Total efficiency		40		%
2fo	2nd. harmonic			-30	dBc
3fo	3nd. harmonic			-30	dBc
in	Input VSWR			2.8	—
—	Load VSWR tolerance	Vcc=15.2V, P _O =47W (P _{in} :Controlled), ZG=50 , Load VSWR=8:1 (All phase)	No degradation or destroy		—

Note. Above parameters, ratings, limits and test conditions are subject to change.

TYPICAL PERFORMANCE DATA



MITSUBISHI RF POWER MODULE
M57788HR

450-470MHz, 13.5V, 47W, FM MOBILE RADIO

