

KSC2328A**NPN EPITAXIAL SILICON TRANSISTOR**

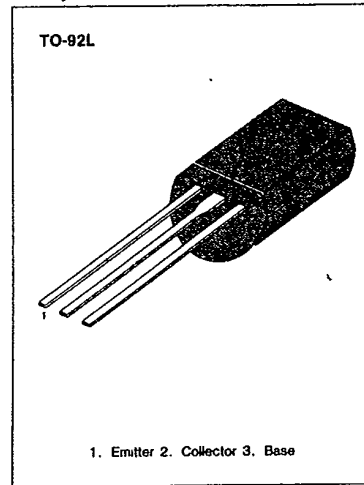
T-29-23

AUDIO POWER AMPLIFIER APPLICATIONS

- Complement to KSA928A
- Collector Dissipation $P_C = 1$ Watt
- 3 Watt Output Application

ABSOLUTE MAXIMUM RATINGS ($T_a = 25^\circ\text{C}$)

Characteristic	Symbol	Rating	Unit
Collector-Base Voltage	V_{CBO}	30	V
Collector-Emitter Voltage	V_{CEO}	30	V
Emitter-Base Voltage	V_{EBO}	5	V
Collector Current	I_C	2	A
Collector Dissipation	P_C	1	W
Junction Temperature	T_J	150	$^\circ\text{C}$
Storage Temperature	T_{stg}	-55 ~ +150	$^\circ\text{C}$

**ELECTRICAL CHARACTERISTICS ($T_a = 25^\circ\text{C}$)**

Characteristic	Symbol	Test Conditions	Min	Typ	Max	Unit
Collector-Base Breakdown Voltage	BV_{CBO}	$I_C = 100\mu\text{A}, I_E = 0$	30			V
Collector-Emitter Breakdown Voltage	BV_{CEO}	$I_C = 10\text{mA}, I_B = 0$	30			V
Emitter-Base Breakdown Voltage	BV_{EBO}	$I_E = -1\text{mA}, I_C = 0$	5			V
Collector Cutoff Current	I_{CBO}	$V_{CB} = 30\text{V}, I_E = 0$			100	nA
Emitter Cutoff Current	I_{EBO}	$V_{EB} = 5\text{V}, I_C = 0$			100	nA
DC Current Gain	h_{FE}	$V_{CE} = 2\text{V}, I_C = 500\text{mA}$	100		320	
Base-Emitter On Voltage	$V_{BE}(\text{on})$	$V_{CE} = 2\text{V}, I_C = 500\text{mA}$			1.0	V
Collector-Emitter Saturation Voltage	$V_{CE}(\text{sat})$	$I_C = 1.5\text{A}, I_B = 0.03\text{A}$			2.0	V
Current Gain-Bandwidth Product	f_T	$V_{CE} = 2\text{V}, I_C = 500\text{mA}$		120		MHz
Output Capacitance	C_{ob}	$V_{CB} = 10\text{V}, I_E = 0, f = 1\text{MHz}$		30		pF

 h_{FE} CLASSIFICATION

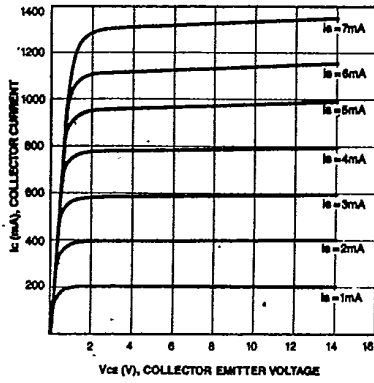
Classification	O	Y
h_{FE}	100-200	160-320

KSC2328A

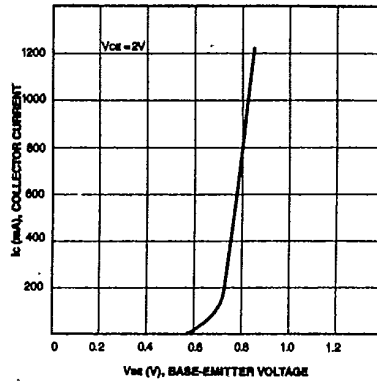
NPN EPITAXIAL SILICON TRANSISTOR

T-29-23

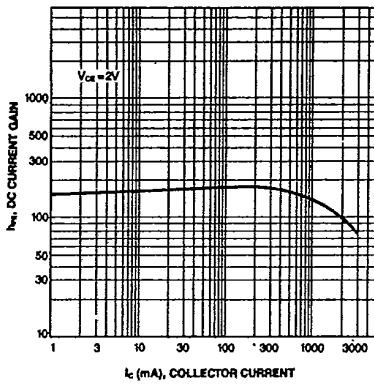
STATIC CHARACTERISTIC



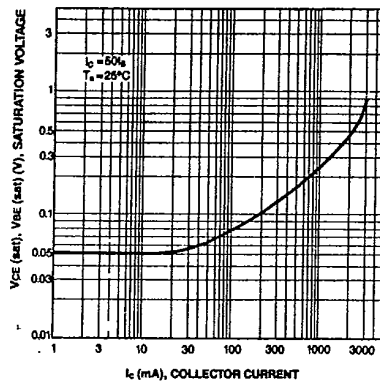
BASE-EMITTER ON VOLTAGE



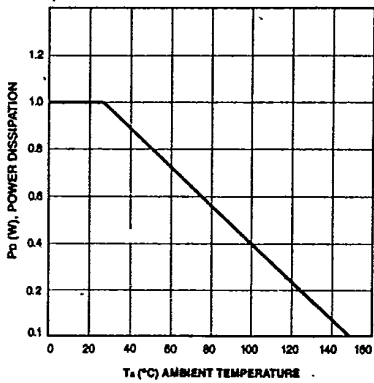
DC CURRENT GAIN



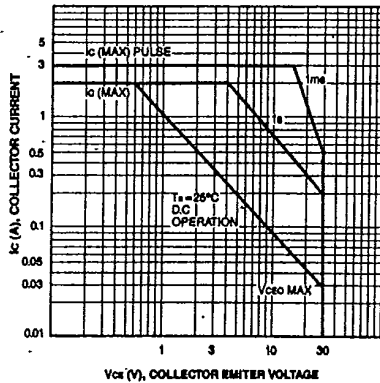
COLLECTOR-EMITTER SATURATION VOLTAGE



POWER DERATING



SAFE OPERATING AREA



3