

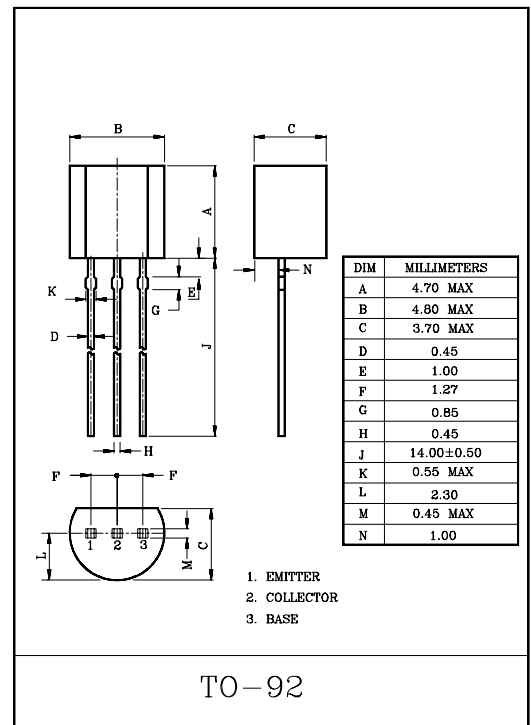
HIGH VOLTAGE SWITCHING AND AMPLIFIER APPLICATION.
COLOR TV CHROMA OUTPUT APPLICATIONS.

FEATURES

- High Voltage : $V_{CEO} > -300V$
- Complementary to BF422.

MAXIMUM RATINGS (Ta=25°C)

CHARACTERISTIC	SYMBOL	RATING	UNIT
Collector-Base Voltage	V_{CBO}	-250	V
Collector-Emitter Voltage	V_{CEO}	-250	V
Emitter-Base Voltage	V_{EBO}	-5	V
Collector Current	DC	I_C	-50
	Peak	I_{CP}	-100
Collector Power Dissipation	P_C	625	mW
Base Current	I_B	-50	mA
Junction Temperature	T_j	150	°C
Storage Temperature Range	T_{stg}	-65~150	°C

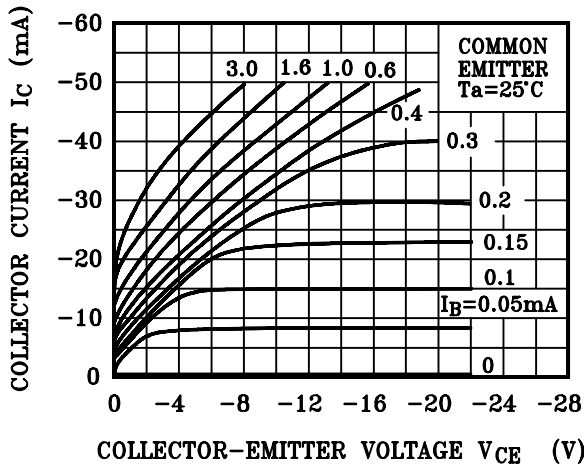


ELECTRICAL CHARACTERISTICS (Ta=25°C)

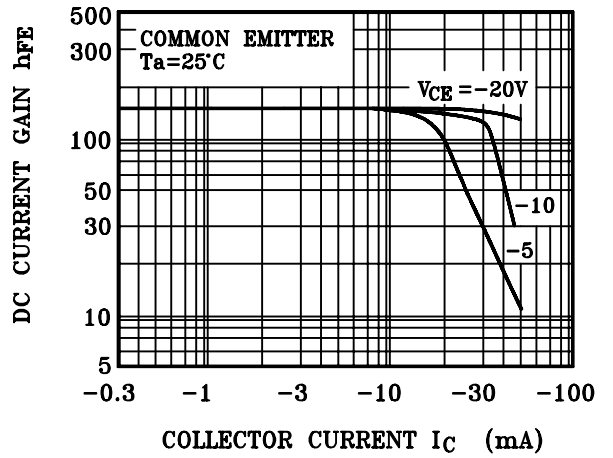
CHARACTERISTIC	SYMBOL	TEST CONDITION	MIN.	TYP.	MAX.	UNIT
Collector Cut-off Current	I_{CBO}	$V_{CB} = -200V, I_E = 0$	-	-	-10	nA
		$V_{CB} = -200V, I_E = 0, T_j = 150^\circ C$	-	-	-10	μA
Emitter Cut-off Current	I_{EBO}	$V_{EB} = -5V, I_C = 0$	-	-	-50	nA
DC Current Gain	h_{FE}	$V_{CE} = -20V, I_C = -25mA$	50	-	-	-
Collector-Emitter Saturation Voltage	$V_{CE(sat)}$	$I_C = -30mA, I_B = -5mA$	-	-	-0.6	V
Base-Emitter Voltage	V_{BE}	$V_{CE} = -20V, I_C = -25mA$	-	-0.75	-	V
Transition Frequency	f_T	$V_{CE} = -10V, I_C = -10mA$	60	-	-	MHz
Reverse Transfer Capacitance	C_{re}	$V_{CB} = -30V, I_E = 0, f = 1MHz$	-	-	1.6	pF

BF423

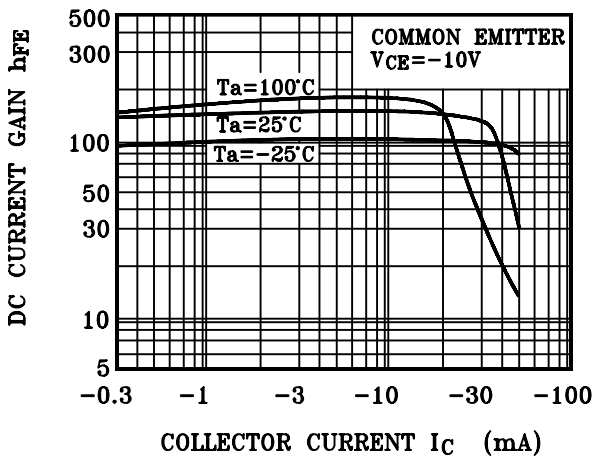
$I_C - V_{CE}$ (LOW VOLTAGE REGION)



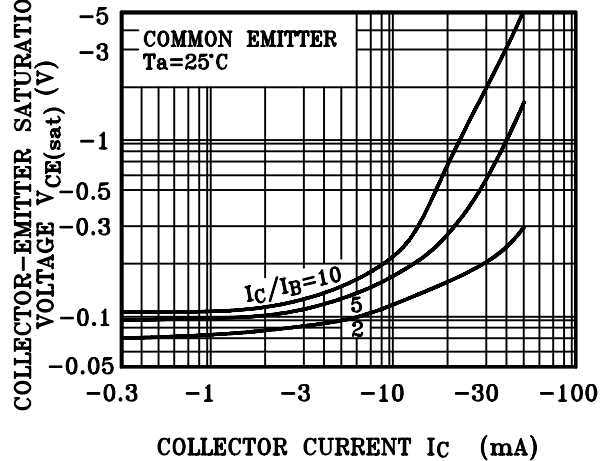
$h_{FE} - I_C$



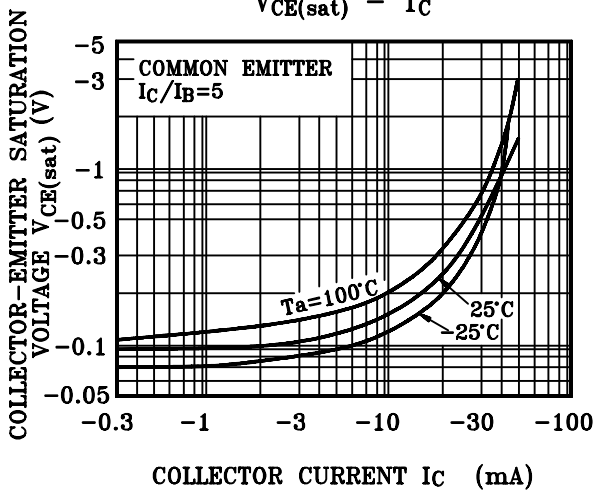
$h_{FE} - I_C$



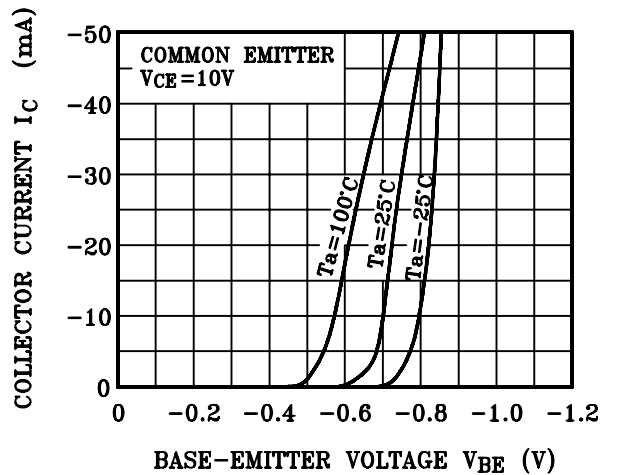
$V_{CE(sat)} - I_C$



$V_{CE(sat)} - I_C$



$I_C - V_{BE}$



BF423

