

## Descriptions

- Switching application
- Interface circuit and driver circuit application

## Features

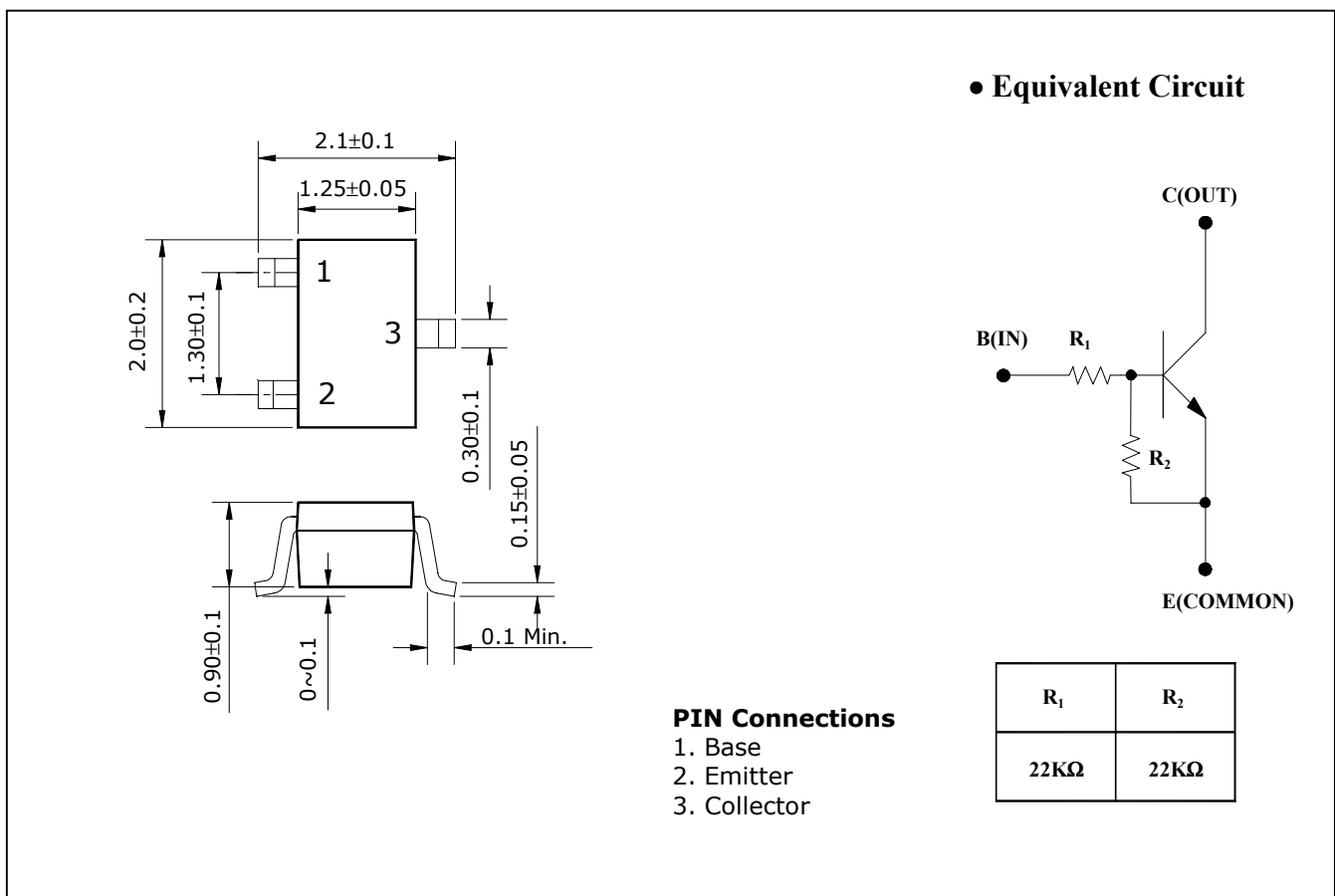
- With built-in bias resistors
- Simplify circuit design
- Reduce a quantity of parts and manufacturing process
- High packing density

## Ordering Information

Type NO.	Marking	Package Code
SRC1203U	R3	SOT-323

## Outline Dimensions

unit : mm



## Absolute maximum ratings

(Ta=25°C)

Characteristic	Symbol	Ratings	Unit
Out Voltage	$V_o$	50	V
Input Voltage	$V_I$	40	V
Out Current	$I_o$	100	mA
Power Dissipation	$P_D$	200	mW
Junction Temperature	$T_J$	150	°C
Storage Temperature	$T_{STG}$	-55 ~ 150	°C

## Electrical Characteristics

(Ta=25°C)

Characteristic	Symbol	Test Condition	Min.	Typ.	Max.	Unit
Output Cut-off Current	$I_{O(OFF)}$	$V_o=50V, V_I=0$	-	-	500	nA
DC Current Gain	$G_I$	$V_o=5V, I_o=10mA$	70	120	-	-
Output Voltage	$V_{O(ON)}$	$I_o=10mA, I_i=0.5mA$	-	0.1	0.3	V
Input Voltage (ON)	$V_{I(ON)}$	$V_o=0.2V, I_o=5mA$	-	2.1	3.0	V
Input Voltage (OFF)	$V_{I(OFF)}$	$V_o=5V, I_o=0.1mA$	1.0	1.2	-	V
Transition Frequency	$f_T^*$	$V_o=10V, I_o=5mA$	-	200	-	MHz
Input Current	$I_I$	$V_I=5V$	-	-	0.36	mA

\* : Characteristic of Transistor Only

Electrical Characteristic Curves

Fig. 1  $I_o - V_{I(ON)}$

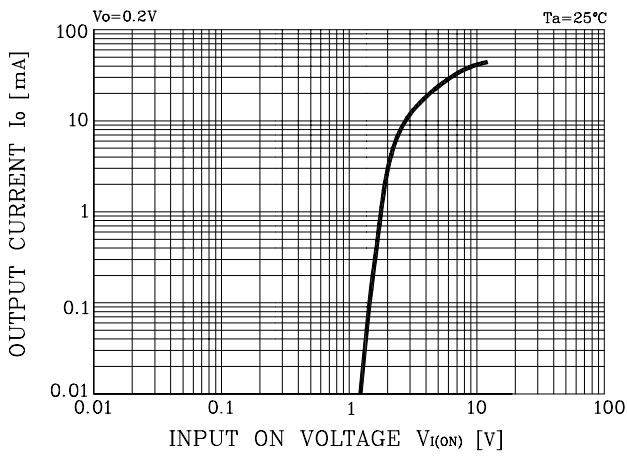


Fig. 2  $I_o - V_{I(OFF)}$

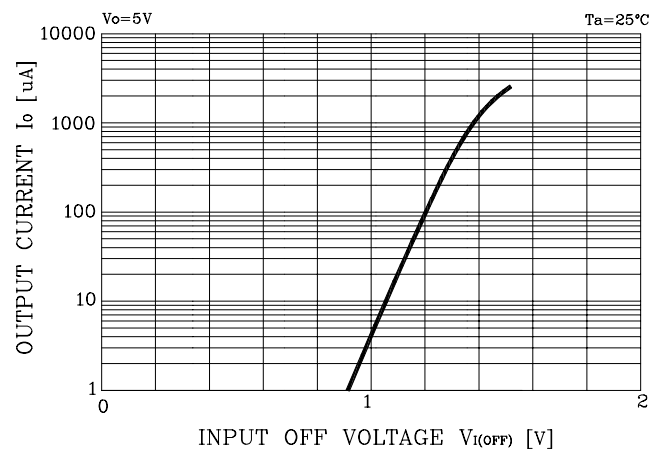


Fig. 3  $G_1 - I_o$

