

CGRL4001 Thru CGRL4007

Glass Passivated Type
Reverse Voltage: 50 - 1000 Volts
Forward Current: 1.0 Amp

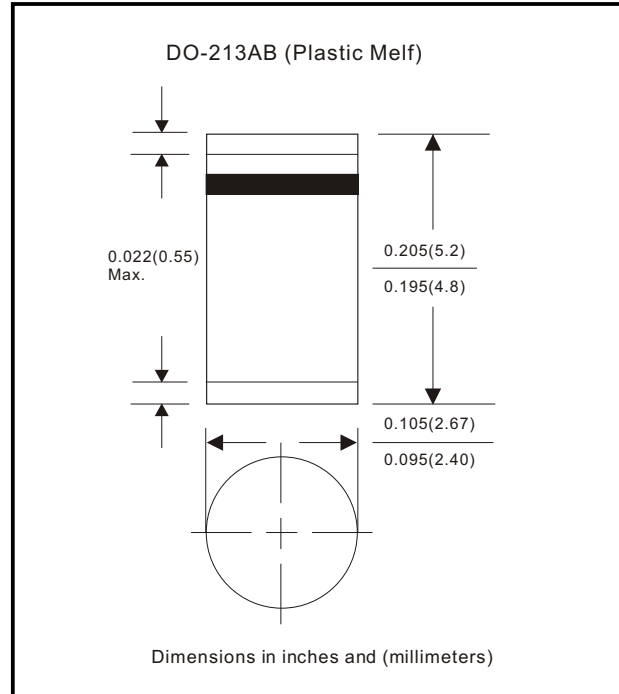


Features

- Ideal for surface mount applications
- Easy pick and place
- Plastic package has Underwriters Lab. flammability classification 94V-0
- Built-in strain relief
- High surge current capability

Mechanical data

- Case: DO-213AB molded plastic
- Terminals: solderable per MIL-STD-750, method 2026
- Polarity: Color band denotes cathode end
- Mounting position: Any
- Approx. Weight: 0.116 gram



Maximum Ratings and Electrical Characteristics

Parameter	Symbol	CGRL 4001	CGRL 4002	CGRL 4003	CGRL 4004	CGRL 4005	CGRL 4006	CGRL 4007	Unit
Max. Repetitive Peak Reverse Voltage	V _{RRM}	50	100	200	400	600	800	1000	v
Max. DC Blocking Voltage	V _{DC}	50	100	200	400	600	800	1000	v
Max. RMS Voltage	V _{RMS}	35	70	140	280	420	560	700	v
Peak Surge Forward Current 8.3ms single halfsine-wave superimposed on raterload (JEDEC method)	I _{FSM}	30							A
Max. Average Forward Current	I _o	1.0							A
Max. Instantaneous Forward Current at 1.0 A	V _F	1.1							v
Max. DC Reverse Current at Rated DC Blocking Voltage Ta=25°C Ta=100°C	I _R	5 50							uA
Max. Thermal Resistance (Note 1)	R _{θJA}	50							°C/W
Operating Junction Temperature	T _j	-55 to +150							°C
Storage Temperature	T _{STG}	-55 to +150							°C

Note 1: Thermal resistance from junction to ambient.

Rating and Characteristic Curves (CGRA4001 Thru CGRA4007)

Fig. 1 - Reverse Characteristics

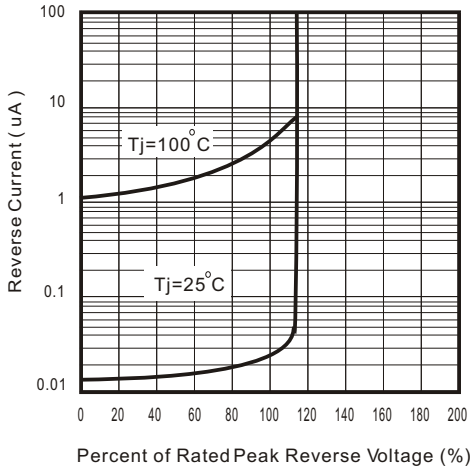


Fig.2 - Forward Characteristics

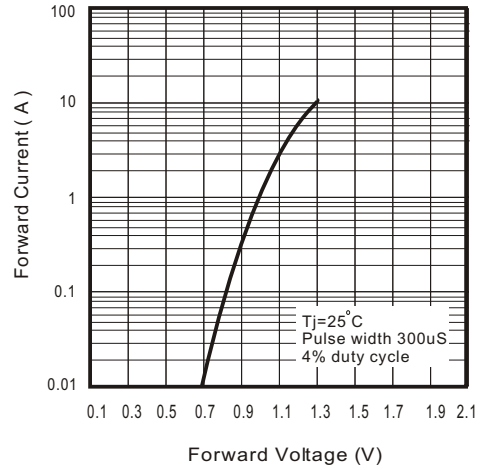


Fig. 3 - Junction Capacitance

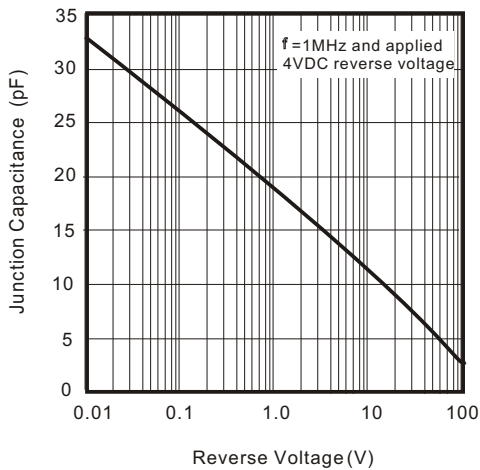


Fig. 4 - Current Derating Curve

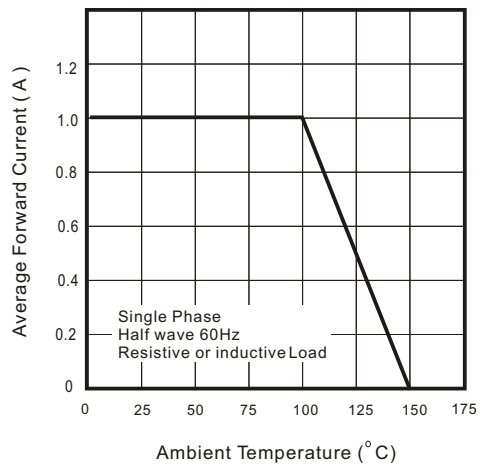


Fig. 5 - Non Repetitive Forward Surge Current

