

## Absolute maximum ratings

( $T_a=25^\circ\text{C}$ )

Symbol	Ratings	Unit
$V_{DSS}$	150	V
$V_{GSS}$	$\pm 20$	V
$I_D$	$\pm 10$	A
$I_D(\text{pulse})$	$\pm 40$ ( $PW \leq 1\text{ms}$ , $D_u \leq 1\%$ )	A
$E_{AS}^*$	280	mJ
$P_T$	5 ( $T_a=25^\circ\text{C}$ , with all circuits operating, without heatsink)	W
	40 ( $T_c=25^\circ\text{C}$ , with all circuits operating, with infinite heatsink)	W
$\theta_{j-a}$	25 (Junction-Air, $T_a=25^\circ\text{C}$ , with all circuits operating)	$^\circ\text{C/W}$
$\theta_{j-c}$	3.13 (Junction-Case, $T_c=25^\circ\text{C}$ , with all circuits operating)	$^\circ\text{C/W}$
$V_{ISO}$	1000 (Between fin and lead pin, AC)	Vrms
$T_{ch}$	150	$^\circ\text{C}$
$T_{stg}$	-40 to +150	$^\circ\text{C}$

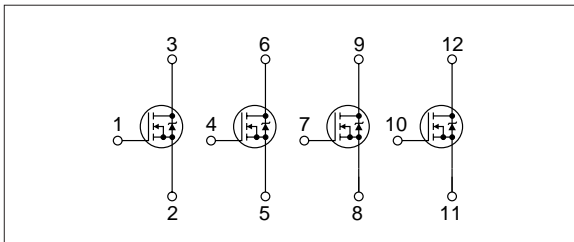
\* :  $V_{DD}=25\text{V}$ ,  $L=4.7\text{mH}$ ,  $I_D=10\text{A}$ , unclamped,  $R_G=50\Omega$ , see Fig. E on page 15.

## Electrical characteristics

( $T_a=25^\circ\text{C}$ )

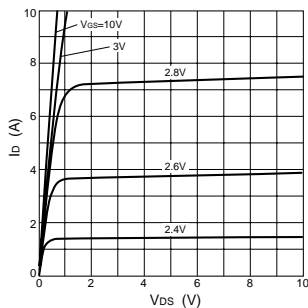
Symbol	Specification			Unit	Specification
	min	typ	max		
$V_{(BR)DSS}$	150			V	$I_D=100\mu\text{A}$ , $V_{GS}=0\text{V}$
$I_{GSS}$			$\pm 100$	nA	$V_{GS}=\pm 20\text{V}$
$I_{DSS}$			100	$\mu\text{A}$	$V_{DS}=150\text{V}$ , $V_{GS}=0\text{V}$
$V_{TH}$	1.0		2.0	V	$V_{DS}=10\text{V}$ , $I_D=250\mu\text{A}$
$R_{e(yfs)}$	10	15		S	$V_{DS}=10\text{V}$ , $I_D=5\text{A}$
$R_{DS(ON)}$		70	85	$\text{m}\Omega$	$V_{GS}=10\text{V}$ , $I_D=5\text{A}$
			80	$\text{m}\Omega$	$V_{GS}=4\text{V}$ , $I_D=5\text{A}$
$C_{iss}$		2000		pF	$V_{DS}=10\text{V}$ , $f=1.0\text{MHz}$ , $V_{GS}=0\text{V}$
$C_{oss}$		470		pF	$V_{GS}=0\text{V}$
$t_{d(on)}$		35		ns	$I_D=5\text{A}$ , $V_{BD} \approx 70\text{V}$ , $R_L=14\Omega$ , $V_{GS}=5\text{V}$ , see Fig. 3 on page 16.
$t_r$		40		ns	
$t_{d(off)}$		150		ns	
$t_f$		50		ns	
$V_{SD}$	0.9	1.5		V	
$t_{rr}$		500		ns	$I_{SD}=\pm 100\text{mA}$

## Equivalent circuit diagram

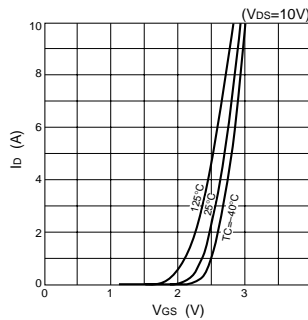


## Characteristic curves

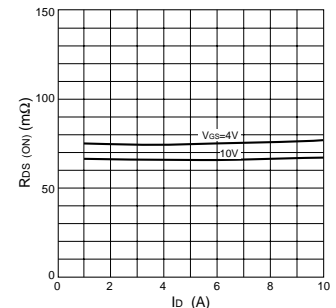
$I_D$ - $V_{DS}$  Characteristics (Typical)



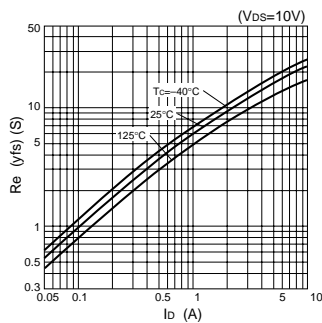
$I_D$ - $V_{GS}$  Characteristics (Typical)



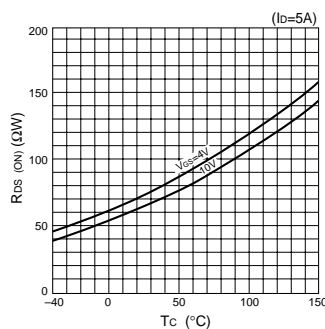
$R_{DS(ON)}$ - $I_D$  Characteristics (Typical)



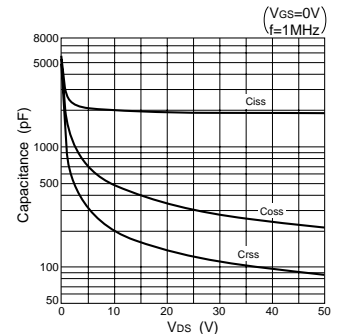
$R_{e(yfs)}$ - $I_D$  Characteristics (Typical)



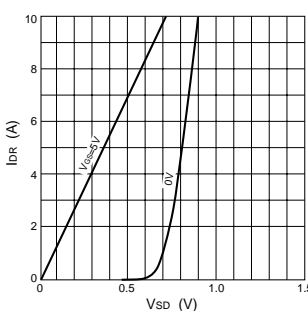
$R_{DS(ON)}$ - $T_c$  Characteristics (Typical)



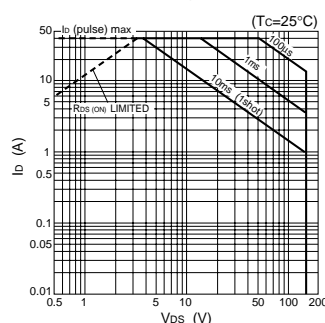
Capacitance- $V_{DS}$  Characteristics (Typical)



$I_{DR}$ - $V_{SD}$  Characteristics (Typical)



Safe Operating Area (SOA)



$P_T$ - $T_a$  Characteristics

