

# SHINDENGEN

## General Purpose Rectifiers

SIL Bridges

# D5SBA60

## 600V 6A

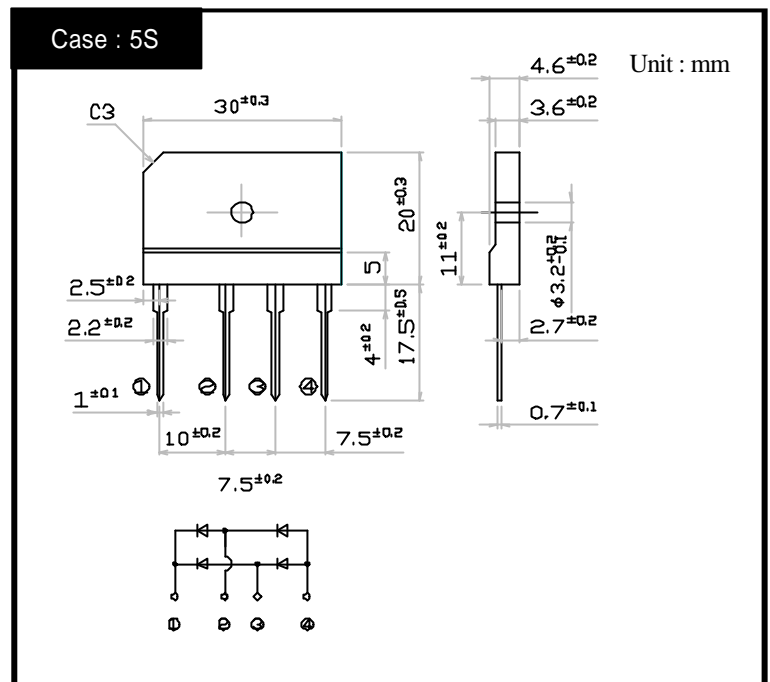
### FEATURES

Thin Single In-Line Package  
High IFSM  
Applicable to Automatic Insertion

### APPLICATION

Switching power supply  
Home Appliances, Office Equipment  
Telecommunication, Factory Automation

### OUTLINE DIMENSIONS



### RATINGS

Absolute Maximum Ratings (If not specified  $T_c=25$  )

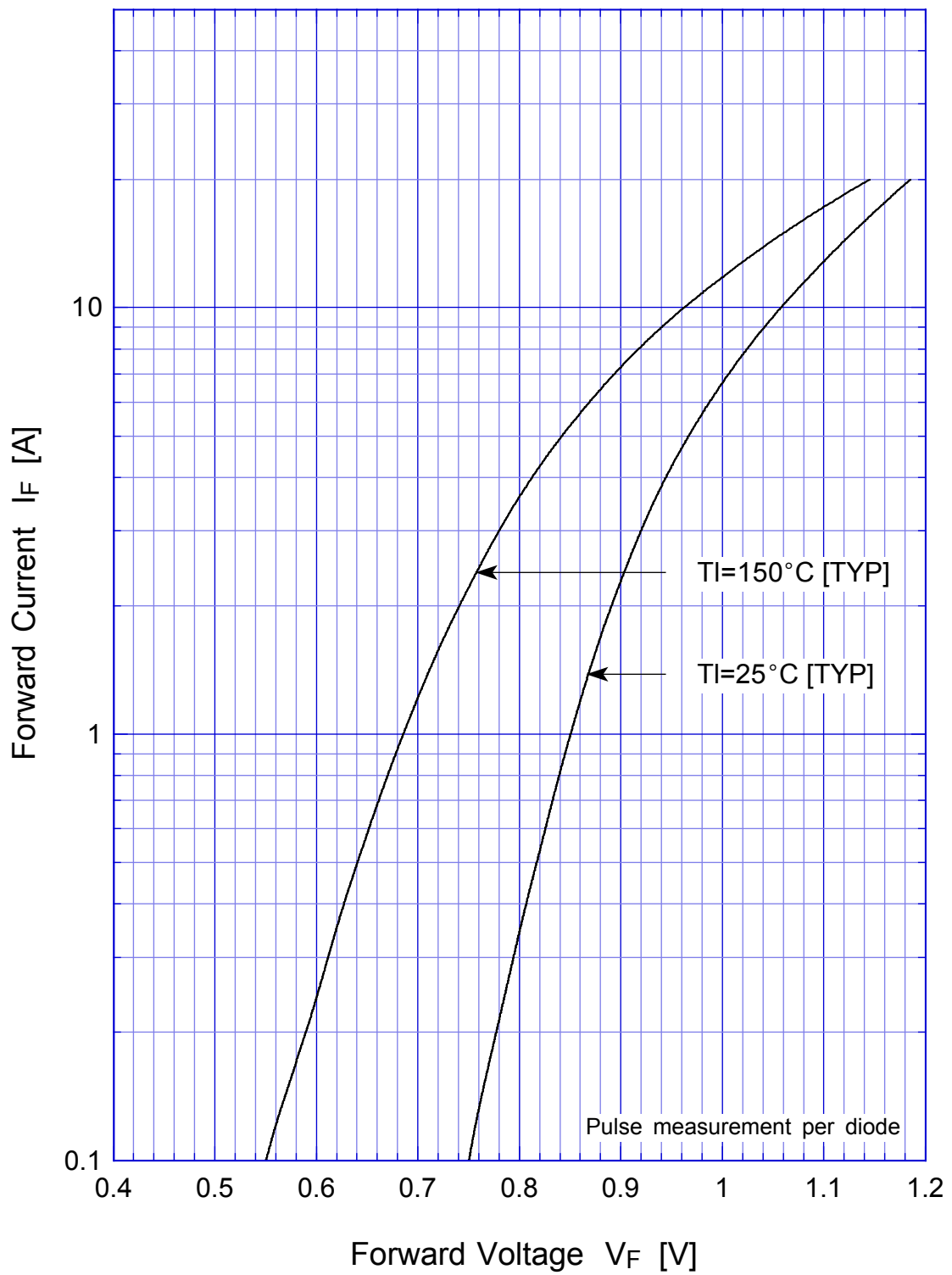
Item	Symbol	Conditions	Ratings	Unit
Storage Temperature	$T_{stg}$		-40 ~ 150	
Operating Junction Temperature	$T_j$		150	
Maximum Reverse Voltage	$V_{RM}$		600	V
Average Rectified Forward Current	$I_O$	50Hz sine wave, R-load With heatsink $T_c=111$	6	A
		50Hz sine wave, R-load Without heatsink $T_a=25$	2.8	
Peak Surge Forward Current	$I_{FSM}$	50Hz sine wave, Non-repetitive 1cycle peak value, $T_j=25$	120	A
Current Squared Time	$I^2t$	1ms $t < 10ms$ $T_j=25$	60	A <sup>2</sup> S
Dielectric Strength	$V_{dis}$	Terminals to case, AC 1 minute	2	kV
Mounting Torque	TOR	(Recommended torque 0.5N·m)	0.8	N·m

Electrical Characteristics (If not specified  $T_c=25$  )

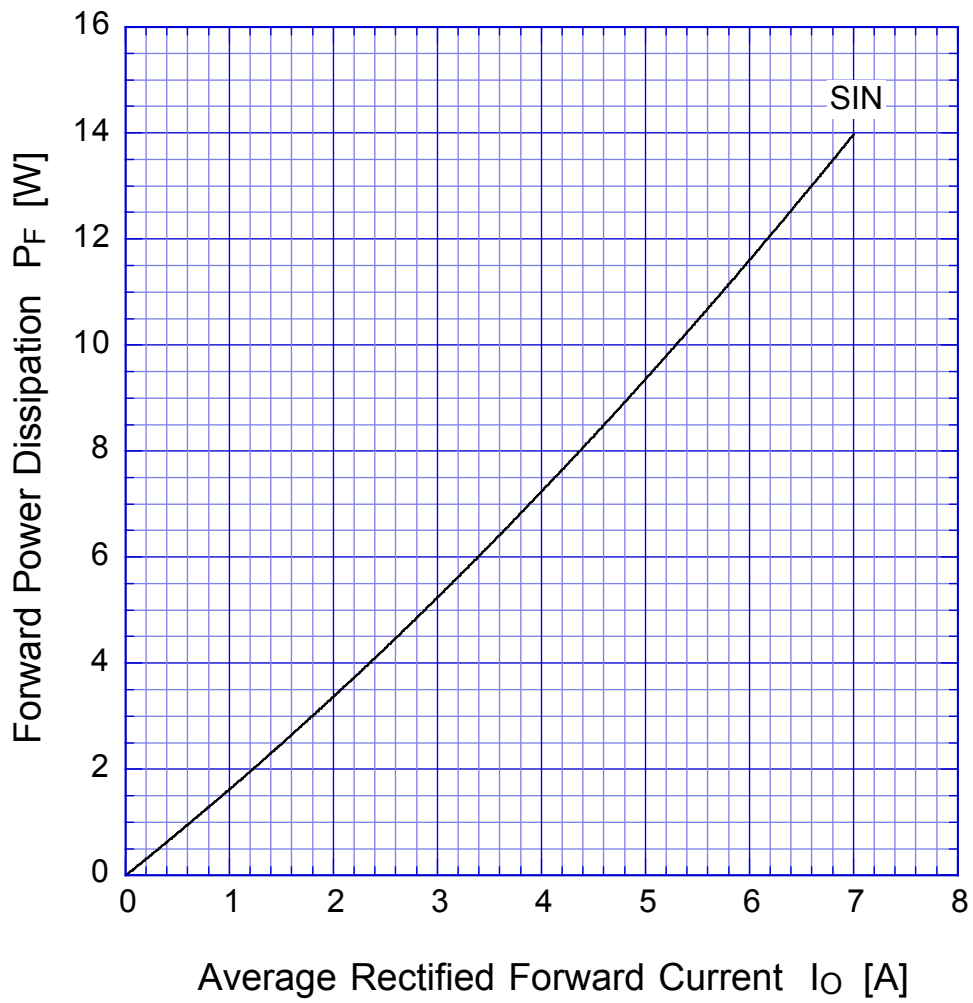
Item	Symbol	Conditions	Ratings	Unit
Forward Voltage	$V_F$	$I_F=3.0A$ , Pulse measurement, Rating of per diode	Max.1.05	V
Reverse Current	$I_R$	$V_R=V_{RM}$ , Pulse measurement, Rating of per diode	Max.10	$\mu A$
Thermal Resistance	$\theta_{jc}$	junction to case With heatsink	Max.3.4	/W
	$\theta_{jl}$	junction to lead Without heatsink	Max.5	
	$\theta_{ja}$	junction to ambient Without heatsink	Max.26	

D5SBAx

Forward Voltage



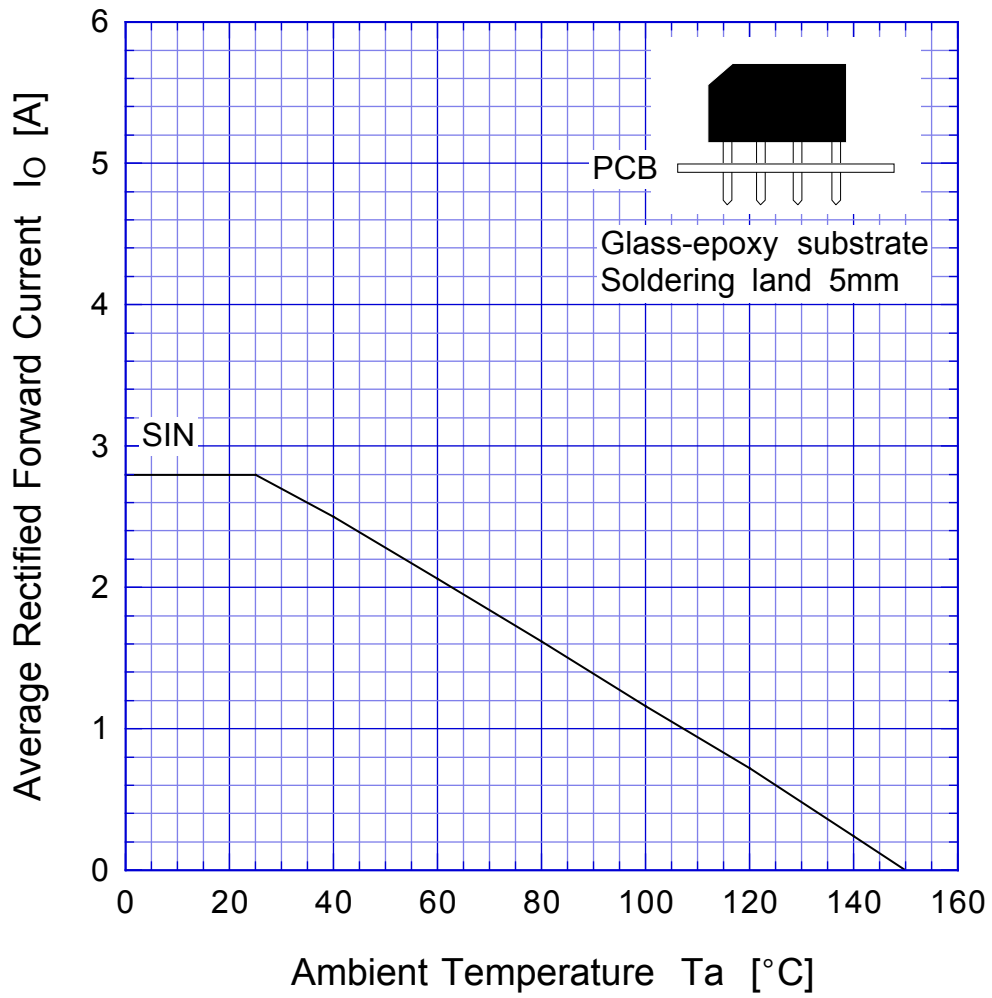
## D5SBAx Forward Power Dissipation



$T_j = 150^\circ\text{C}$   
Sine wave

# D5SBAx

# Derating Curve



Sine wave  
R-load  
Free in air

# D5SBAx

## Peak Surge Forward Capability

