

RATINGS AND CHARACTERISTIC CURVES (1N4001(L)G THRU 1N4007(L)G)

FIG. 1 - TYPICAL FORWARD CURRENT DERATING CURVE

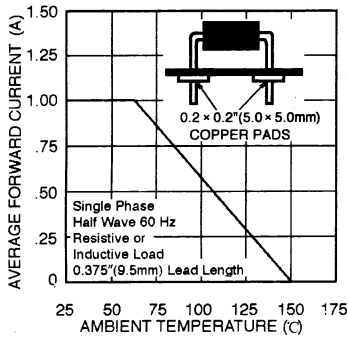


FIG. 2 - MAXIMUM NON-REPETITIVE FORWARD SURGE CURRENT

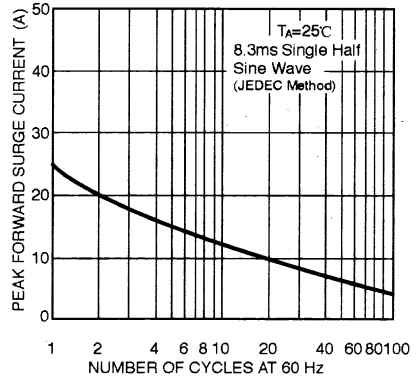


FIG. 3 - TYPICAL FORWARD CHARACTERISTICS

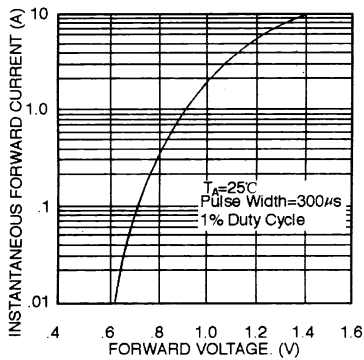
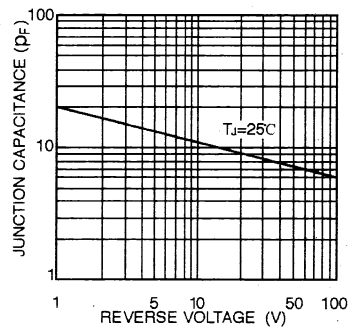


FIG. 4 - TYPICAL JUNCTION CAPACITANCE





1N4001(L)G THRU 1N4007(L)G

1.0 AMP. GLASS PASSIVATED RECTIFIERS

VOLTAGE RANGE
50 to 1000 Volts
CURRENT
1.0 Amperes

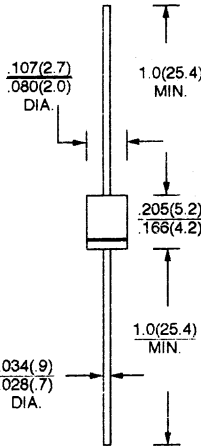
FEATURES

- * Low forward voltage drop
- * High current capability
- * High reliability
- * High surge current capability

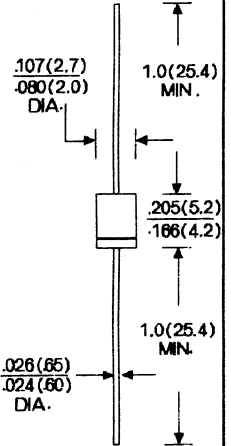
MECHANICAL DATA

- * Case: Molded plastic
- * Epoxy: UL 94V-0 rate flame retardant
- * Lead: Axial leads, solderable per MIL-STD-202, method 208 guaranteed
- * Polarity: Color band denotes cathode end
- * Mounting Position: Any
- * Weight: 0.34 grams (0.22 grams A-405)

DO-41



A-405



Dimensions in inches and (millimeters)

MAXIMUM RATINGS AND ELECTRICAL CHARACTERISTICS

Rating at 25°C ambient temperature unless otherwise specified.
 Single phase, half wave, 60 Hz, resistive or inductive load.
 For capacitive load, derate current by 20%

TYPE NUMBER	SYMBOLS	1N 4001(L)G	1N 4002(L)G	1N 4003(L)G	1N 4004(L)G	1N 4005(L)G	1N 4006(L)G	1N 4007(L)G	UNITS
Maximum Recurrent Peak Reverse Voltage	V_{RRM}	50	100	200	400	600	800	1000	V
Maximum RMS Voltage	V_{RMS}	35	70	140	280	420	560	700	V
Maximum D. C Blocking Voltage	V_{DC}	50	100	200	400	600	800	1000	V
Maximum Average Forward Rectified Current .375" (9.5mm) lead length @ $T_A = 60^\circ C$	$I_{F(AV)}$	1.0							A
Peak Forward Surge Current, 8.3 ms single half sine-wave superimposed on rated load (JEDEC method)	I_{FSM}	30							A
Maximum Instantaneous Forward Voltage at 1.0A	V_F	1.0							V
Maximum D. C Reverse Current @ $T_A = 25^\circ C$ at Rated D. C Blocking Voltage @ $T_A = 125^\circ C$	I_R	5.0 100							μA μA
Typical Junction Capacitance (Note 1)	C_J	15							pF
Operating and Storage Temperature Range	T_J, T_{STG}	- 65 to + 150							$^\circ C$

NOTES: 1. Measured at 1 MHz and applied reverse voltage of 4.0V D. C.