

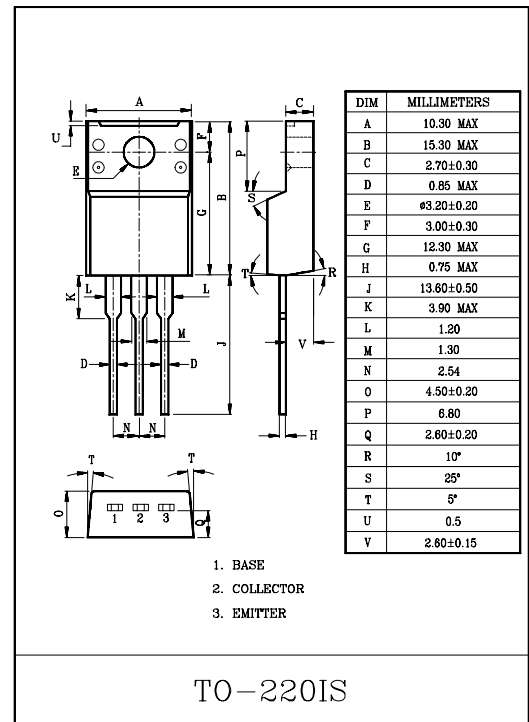
SWITCHING REGULATOR APPLICATION.  
HIGH VOLTAGE SWITCHING APPLICATION.  
HIGH SPEED DC-DC CONVERTER APPLICATION.

### FEATURES

- Excellent Switching Times  
:  $t_{on}=1.6\mu S(\text{Max.})$ ,  $t_f=0.7\mu S(\text{Max.})$ , at  $I_C=5A$
- High Collector Voltage :  $V_{CBO}=700V$ .

### MAXIMUM RATINGS (Ta=25°C)

CHARACTERISTIC		SYMBOL	RATING	UNIT
Collector-Base Voltage		$V_{CBO}$	700	V
Collector-Emitter Voltage		$V_{CEO}$	400	V
Emitter-Base Voltage		$V_{EBO}$	9	V
Collector Current	DC	$I_C$	8	A
	Pulse		16	
Base Current		$I_B$	4	A
Collector Power Dissipation (Tc=25°C)		$P_C$	40	W
Junction Temperature		$T_j$	150	°C
Storage Temperature Range		$T_{stg}$	-55 ~ 150	°C



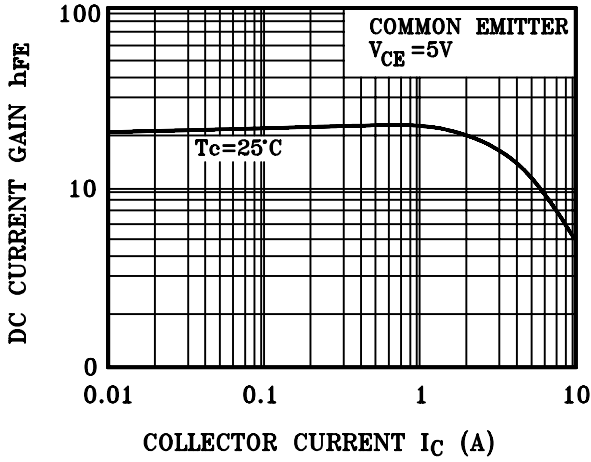
### ELECTRICAL CHARACTERISTICS (Ta=25°C)

CHARACTERISTIC	SYMBOL	TEST CONDITION	MIN.	TYP.	MAX.	UNIT
Emitter Cut-off Current	$I_{EBO}$	$V_{EB}=9V$ , $I_C=0$	-	-	1	mA
DC Current Gain	$h_{FE}$	$V_{CE}=5V$ , $I_C=2A$	19	-	36	
		$V_{CE}=5V$ , $I_C=5A$	10	-	30	
Collector-Emitter Saturation Voltage	$V_{CE(sat)}$	$I_C=2A$ , $I_B=0.4A$	-	-	1	V
		$I_C=5A$ , $I_B=1A$	-	-	2	
		$I_C=8A$ , $I_B=2A$	-	-	3	
Base-Emitter Saturation Voltage	$V_{BE(sat)}$	$I_C=2A$ , $I_B=0.4A$	-	-	1.5	V
		$I_C=5A$ , $I_B=1A$	-	-	1.6	
Collector Output Capacitance	$C_{ob}$	$V_{CB}=10V$ , $f=0.1MHz$	-	110	-	pF
Transition Frequency	$f_T$	$V_{CE}=10V$ , $I_C=0.5A$	4	-	-	MHz
Turn-On Time	$t_{on}$		-	-	1.6	µS
Storage Time	$t_{stg}$		-	-	3	µS
Fall Time	$t_f$		-	-	0.7	µS

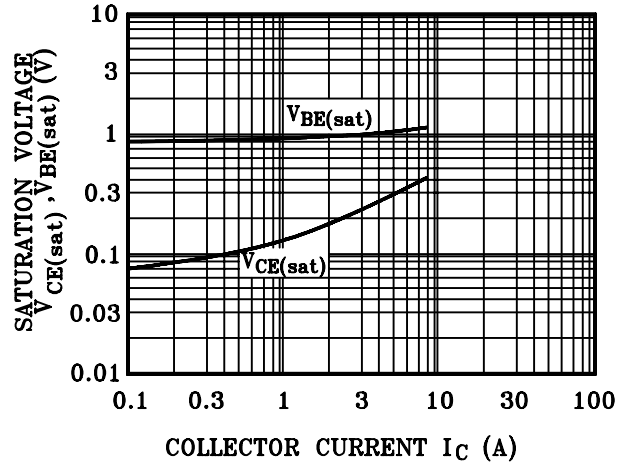
Note :  $h_{FE}(1)$  Classification O:19~28 , Y:26~36

# MJE13007F

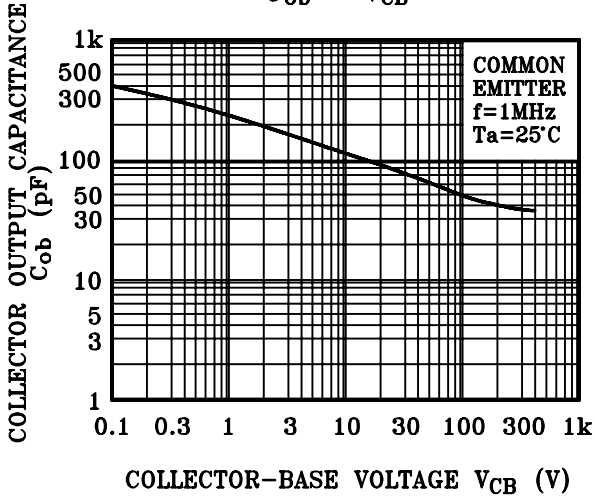
$h_{FE} - I_C$



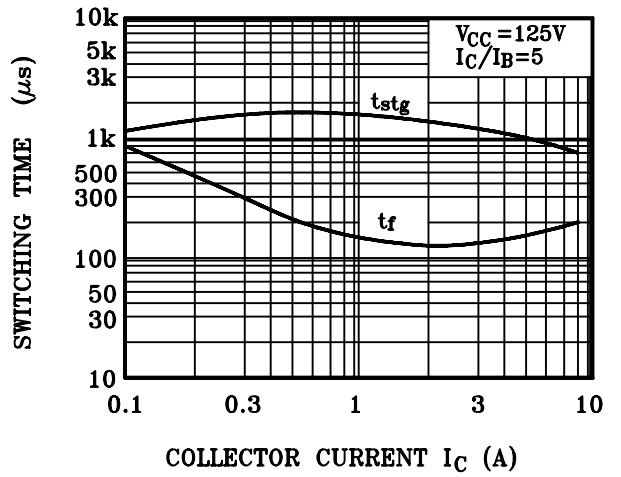
$V_{CE(sat)}, V_{BE(sat)} - I_C$



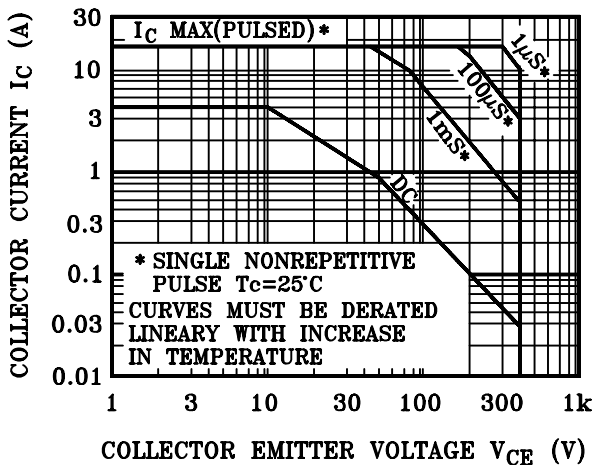
$C_{ob} - V_{CB}$



SWITCHING CHARACTERISTIC



SAFE OPERATING AREA



$P_C - T_a$

