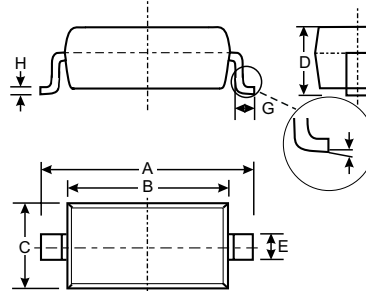


Features

- Fast Switching Speed
- Surface Mount Package Ideally Suited for Automatic Insertion
- For General Purpose Switching Applications

Mechanical Data

- Case: SOD-123, Molded Plastic
- Case Material: UL Flammability Rating Classification 94V-0
- Moisture Sensitivity: Level 1 per J-STD-020A
- Terminals: Solderable per MIL-STD-202, Method 208
- Polarity: Cathode Band
- Marking: Date Code and Type Code, See Page 2
Type Code: BAV19W: A8 or T2 or T3
BAV20W: T2 or T3
BAV21W: T3
- Weight: 0.01 grams (approx.)
- Ordering Information: See Page 2



SOD-123		
Dim	Min	Max
A	3.55	3.85
B	2.55	2.85
C	1.40	1.70
D	—	1.35
E	0.55 Typical	
G	0.25	—
H	0.15 Typical	
J	—	0.10
All Dimensions in mm		

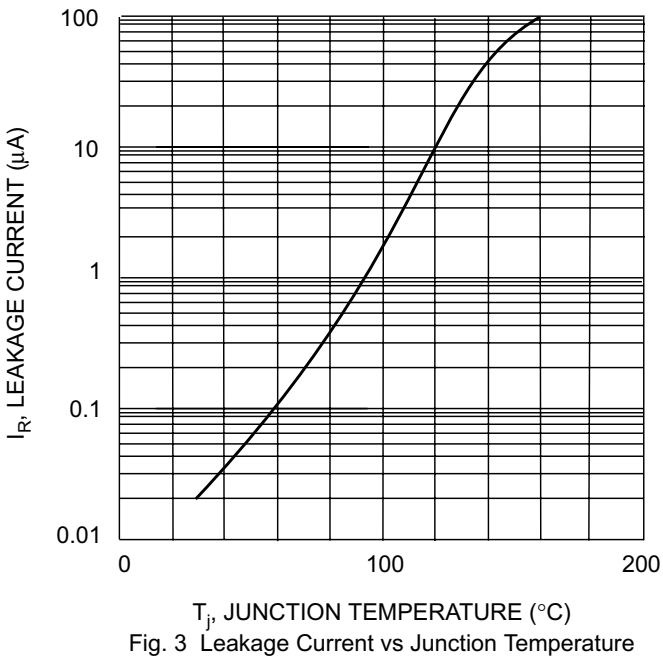
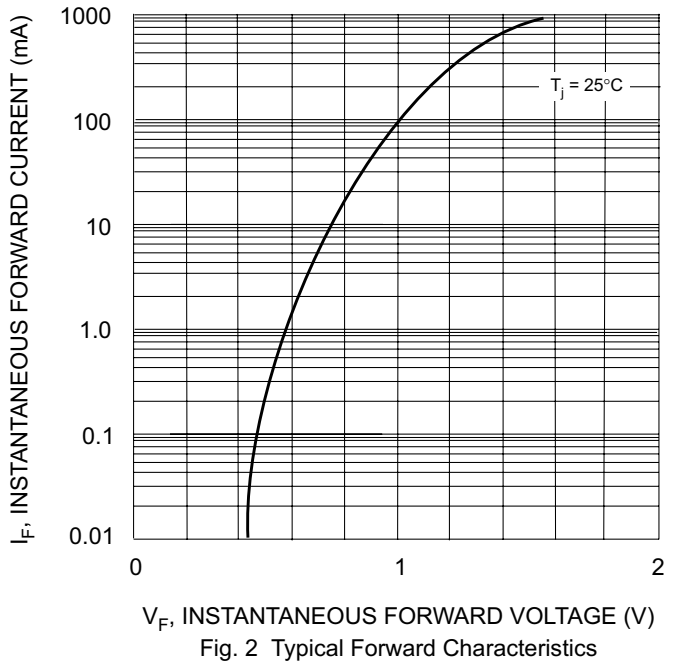
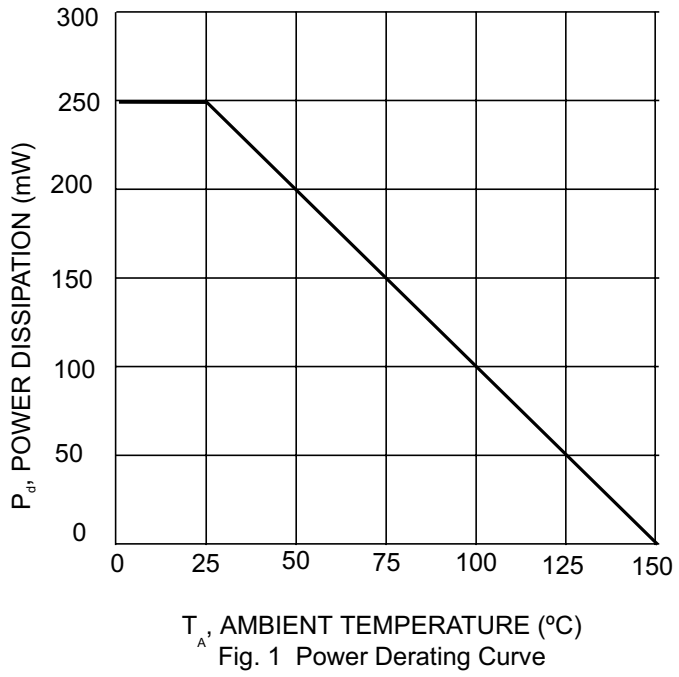
Maximum Ratings @ T_A = 25°C unless otherwise specified

Characteristic	Symbol	BAV19W	BAV20W	BAV21W	Unit
Non-Repetitive Peak Reverse Voltage	V _{RM}	120	200	250	V
Peak Repetitive Reverse Voltage	V _{RRM}	100	150	200	V
Working Peak Reverse Voltage	V _{RWM}				
DC Blocking Voltage	V _R				
RMS Reverse Voltage	V _{R(RMS)}	71	106	141	V
Forward Continuous Current	I _{FM}	400			mA
Average Rectified Output Current	I _O	200			mA
Non-Repetitive Peak Forward Surge Current @ t = 1.0ms @ t = 1.0s	I _{FSM}	2.5 0.5			A
Repetitive Peak Forward Surge Current	I _{FRM}	625			mA
Power Dissipation (Note 2)	P _d	250			mW
Thermal Resistance Junction to Ambient Air (Note 2)	R _{θJA}	500			°C/W
Operating and Storage Temperature Range	T _j , T _{STG}	-65 to +150			°C

Electrical Characteristics @ T_A = 25°C unless otherwise specified

Characteristic	Symbol	Min	Max	Unit	Test Condition
Reverse Breakdown Voltage (Note 1)	V _{(BR)R}	120 200 250	—	V	I _R = 100μA
Forward Voltage (Note 1)	V _{FM}	—	1.0 1.25	V	I _F = 100mA I _F = 200mA
Peak Reverse Current @ Rated DC Blocking Voltage (Note 1)	I _{RM}	—	100 15	nA μA	T _j = 25°C T _j = 100°C
Total Capacitance	C _T	—	5.0	pF	V _R = 0, f = 1.0MHz
Reverse Recovery Time	t _{rr}	—	50	ns	I _F = I _R = 30mA, I _{rr} = 0.1 x I _R , R _L = 100Ω

- Notes:
1. Short duration pulse test used to minimize self-heating effect.
 2. Part mounted on FR-4 PC board with minimum recommended pad layout, which can be found on our website at <http://www.diodes.com/datasheets/ap02001.pdf>.

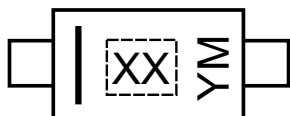


Ordering Information (Note 3)

Device	Packaging	Shipping
BAV19W-7	SOD-123	3000/Tape & Reel
BAV20W-7	SOD-123	3000/Tape & Reel
BAV21W-7	SOD-123	3000/Tape & Reel

Notes: 3. For Packaging Details, go to our website at <http://www.diodes.com/datasheets/ap02007.pdf>.

Marking Information



XX = Product Type Marking Code
 YM = Date Code Marking
 Y = Year (ex: N = 2002)
 M = Month (ex: 9 = September)

Date Code Key

Year	1998	1999	2000	2001	2002	2003	2004	2005
Code	J	K	L	M	N	P	R	S

Month	Jan	Feb	March	Apr	May	Jun	Jul	Aug	Sep	Oct	Nov	Dec
Code	1	2	3	4	5	6	7	8	9	O	N	D