

# UN225

## Transistor array to drive the small motor

### ■ Features

- Small and lightweight
- Low power consumption (low  $V_{CE(sat)}$  transistor used)
- Low-voltage drive
- With 8 elements incorporated (SO-16)

### ■ Applications

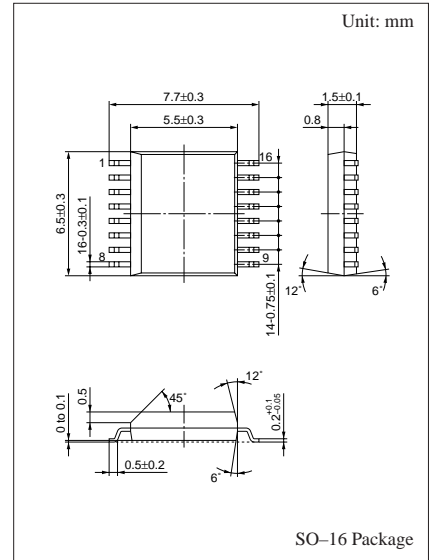
- Video cameras
- Cameras
- Portable CD players
- Small motor drive circuits in general for electronic equipment.

### ■ Absolute Maximum Ratings ( $T_a=25\pm 2^\circ\text{C}$ )

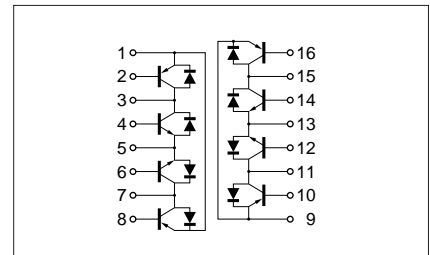
Parameter	Symbol	Ratings	Unit
Collector to base voltage	$V_{CBO}$	$\pm 10$	V
Collector to emitter voltage	$V_{CEO}$	$\pm 10$	V
Emitter to base voltage	$V_{EBO}$	$\pm 7$	V
Collector current	$I_C$	$\pm 0.5$	A
Total power dissipation	$P_T^*$	0.5	W
Junction temperature	$T_j$	150	$^\circ\text{C}$
Storage temperature	$T_{sig}$	-55 to +150	$^\circ\text{C}$

Note:  $\pm$  marks used above: +: NPN part, -: PNP part

\*  $T_C = 25^\circ\text{C}$  only when the elements are active



### Internal Connection

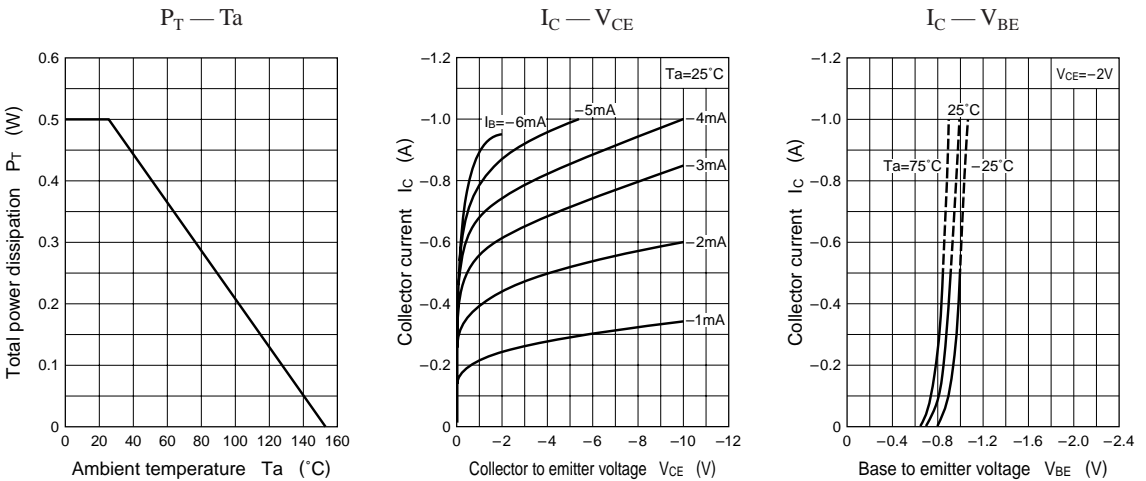


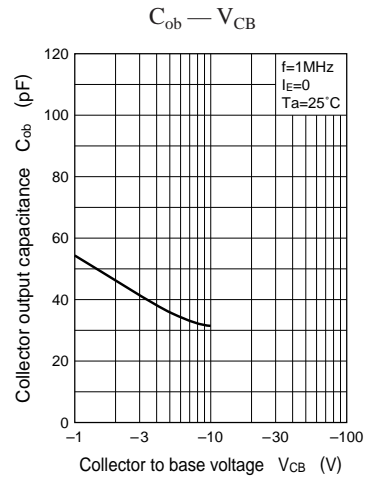
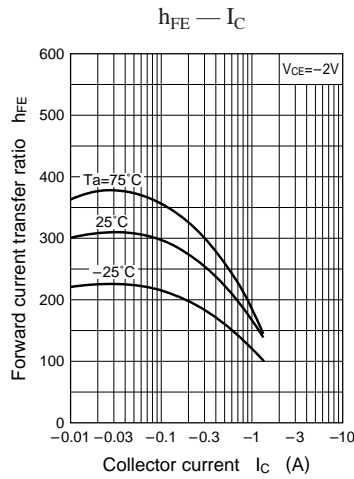
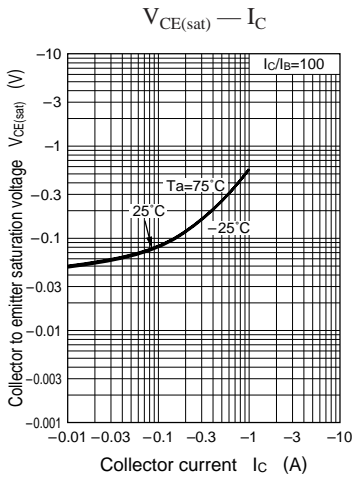
■ Electrical Characteristics (Ta=25±2°C)

Parameter	Symbol	Conditions	min	typ	max	Unit
Collector cutoff current	I <sub>CBO</sub>	(NPN) V <sub>CB</sub> = 7V			1	μA
		(PNP) V <sub>CB</sub> = -7V			-1	
Collector to base voltage	V <sub>CBO</sub>	(NPN) I <sub>C</sub> = 10μA	10			V
		(PNP) I <sub>C</sub> = -10μA	-10			
Collector to emitter voltage	V <sub>CEO</sub>	(NPN) I <sub>C</sub> = 1mA	10			V
		(PNP) I <sub>C</sub> = -1mA	-10			
Emitter to base voltage	V <sub>EBO</sub>	(NPN) I <sub>E</sub> = 10μA	7			V
		(PNP) I <sub>E</sub> = -10μA	-7			
Forward current transfer ratio	h <sub>FE</sub>	(NPN) V <sub>CE</sub> = 2V, I <sub>C</sub> = 0.2A*	200		800	
		(PNP) V <sub>CE</sub> = -2V, I <sub>C</sub> = -0.2A*	200		800	
Collector to emitter saturation voltage	V <sub>CE(sat)1</sub>	(NPN) I <sub>C</sub> = 0.2A, I <sub>B</sub> = 2mA			0.2	V
		(PNP) I <sub>C</sub> = -0.2A, I <sub>B</sub> = -2mA			-0.2	
Transition frequency	f <sub>T</sub>	(NPN) V <sub>CB</sub> = 6V, I <sub>E</sub> = -50mA, f = 200MHz		120		MHz
		(PNP) V <sub>CB</sub> = -6V, I <sub>E</sub> = 50mA, f = 200MHz		120		
Collector output capacitance	C <sub>ob</sub>	(NPN) V <sub>CB</sub> = 6V, I <sub>E</sub> = 0, f = 1MHz		25		pF
		(PNP) V <sub>CB</sub> = -6V, I <sub>E</sub> = 0, f = 1MHz		35		
Forward voltage (DC)	V <sub>F</sub>	(NPN) I <sub>F</sub> = 0.5A			1.3	V
		(PNP) I <sub>F</sub> = -0.5A			-1.3	

\*Pulse measurement

Characteristics charts of PNP transistor block





Characteristics charts of NPN transistor block

