

E.S.D NOISE CLIPPING DIODES

NNCD3.3C to NNCD12C

ELECTROSTATIC DISCHARGE NOISE CLIPPING DIODES (150 mW TYPE)

This product series is a diode developed for E.S.D (Electrostatic Discharge) noise protection. Based on the IEC1000-4-2 test on electromagnetic interference (EMI), the diode assures an endurance of no less than 30 kV, thus making itself most suitable for external interface circuit protection.

Type NNCD3.3C to NNCD12C Series are into 2PIN Ultra Super Mini Mold Package having allowable power dissipation of 150 mW.

FEATURES

- Based on the electrostatic discharge immunity test (IEC1000-4-2), the product assures the minimum endurance of 30 kV.
- Based on the reference supply of the set, the product achieves a series over a wide range (15 product name lined up).

APPLICATIONS

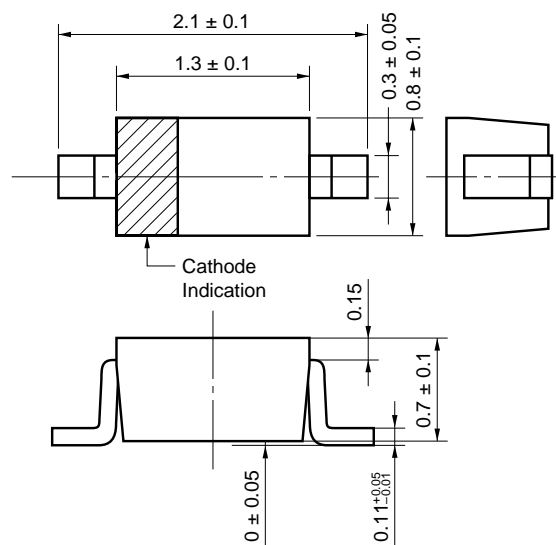
- External interface circuit E.S.D protection.
- Circuits for Waveform clipper, Surge absorber.

MAXIMUM RATINGS (T_A = 25 °C)

| | | | |
|----------------------|------------------|--------------------------|--------|
| Power Dissipation | P | 150 mW | |
| Surge Reverse Power | P _{RSM} | 85 W (τ = 10 μs 1 pulse) | Fig. 6 |
| Junction Temperature | T _j | 150 °C | |
| Storage Temperature | T _{stg} | -55 °C to +150 °C | |

PACKAGE DIMENSIONS

(in millimeters)



ELECTRICAL CHARACTERISTICS (T_A = 25 °C)

| Type Number | Breakdown Voltage ^{Note 1} V _{BR} (V) | | | Dynamic Impedance ^{Note 2} Z _z (Ω) | | Reverse Leakage I _R (μA) | | Capacitance C _t (pF) | | E.S.D Voltage (kV) | |
|-------------|--|-------|---------------------|---|---------------------|--|--------------------|------------------------------------|-----------------------------------|-----------------------|--|
| | MIN. | MAX. | I _T (mA) | MAX. | I _T (mA) | MAX. | V _R (V) | TYP. | TEST CONDITION | MIN. | TEST CONDITION |
| NNCD3.3C | 3.10 | 3.50 | 5 | 130 | 5 | 20 | 1.0 | 220 | V _R = 0 V f = 1 MHz | 30 | C = 150 pF R = 330 Ω (IEC1000 -4-2) |
| NNCD3.6C | 3.40 | 3.80 | 5 | 130 | 5 | 10 | 1.0 | 210 | | 30 | |
| NNCD3.9C | 3.70 | 4.10 | 5 | 130 | 5 | 10 | 1.0 | 200 | | 30 | |
| NNCD4.3C | 4.00 | 4.49 | 5 | 130 | 5 | 10 | 1.0 | 180 | | 30 | |
| NNCD4.7C | 4.40 | 4.92 | 5 | 130 | 5 | 10 | 1.0 | 170 | | 30 | |
| NNCD5.1C | 4.82 | 5.39 | 5 | 130 | 5 | 5 | 1.5 | 160 | | 30 | |
| NNCD5.6C | 5.29 | 5.94 | 5 | 80 | 5 | 5 | 2.5 | 140 | | 30 | |
| NNCD6.2C | 5.84 | 6.55 | 5 | 50 | 5 | 5 | 3.0 | 120 | | 30 | |
| NNCD6.8C | 6.44 | 7.17 | 5 | 30 | 5 | 2 | 3.5 | 110 | | 30 | |
| NNCD7.5C | 7.03 | 7.87 | 5 | 30 | 5 | 2 | 4.0 | 90 | | 30 | |
| NNCD8.2C | 7.73 | 8.67 | 5 | 30 | 5 | 2 | 5.0 | 90 | | 30 | |
| NNCD9.1C | 8.53 | 9.58 | 5 | 30 | 5 | 2 | 6.0 | 90 | | 30 | |
| NNCD10C | 9.42 | 10.58 | 5 | 30 | 5 | 2 | 7.0 | 80 | | 30 | |
| NNCD11C | 10.40 | 11.60 | 5 | 30 | 5 | 2 | 8.0 | 70 | 30 | | |
| NNCD12C | 11.38 | 12.64 | 5 | 35 | 5 | 2 | 9.0 | 70 | 30 | | |

- Notes** 1. Tested with pulse (40 ms)
 2. Z_z is measured at I_T give a small A.C. signal.

TYPICAL CHARACTERISTICS (T_A = 25 °C)

Fig. 1 POWER DISSIPATION vs. AMBIENT TEMPERATURE

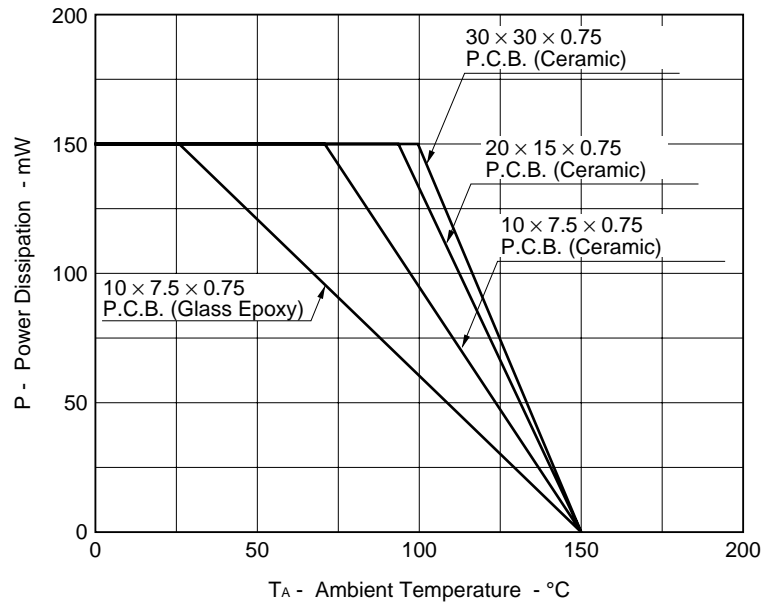


Fig. 2 I_T - V_{BR} CHARACTERISTICS

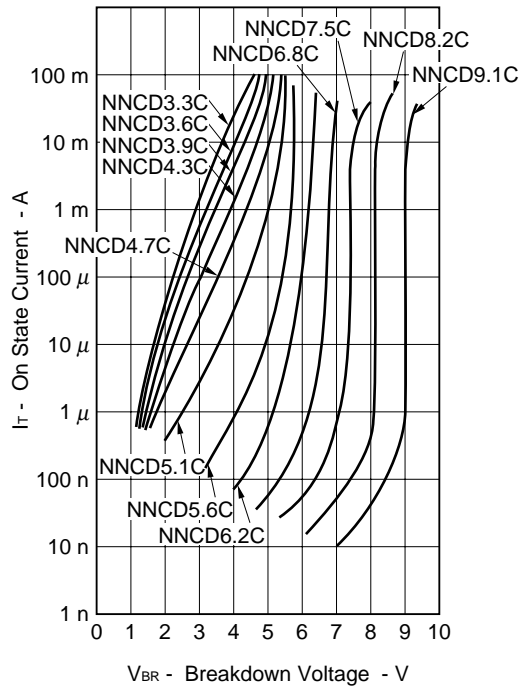


Fig. 3 I_T - V_{BR} CHARACTERISTICS

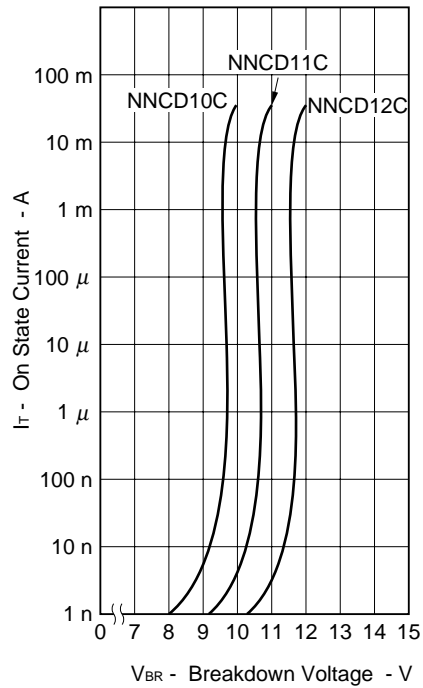


Fig. 4 Z_z - I_r CHARACTERISTICS

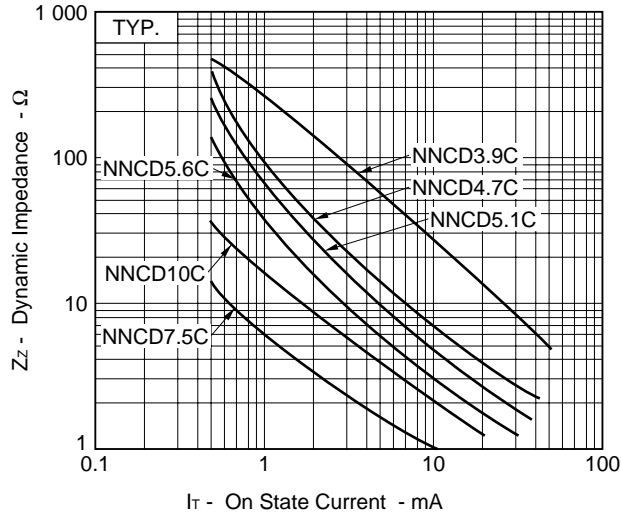


Fig. 5 TRANSIENT THERMAL IMPEDANCE

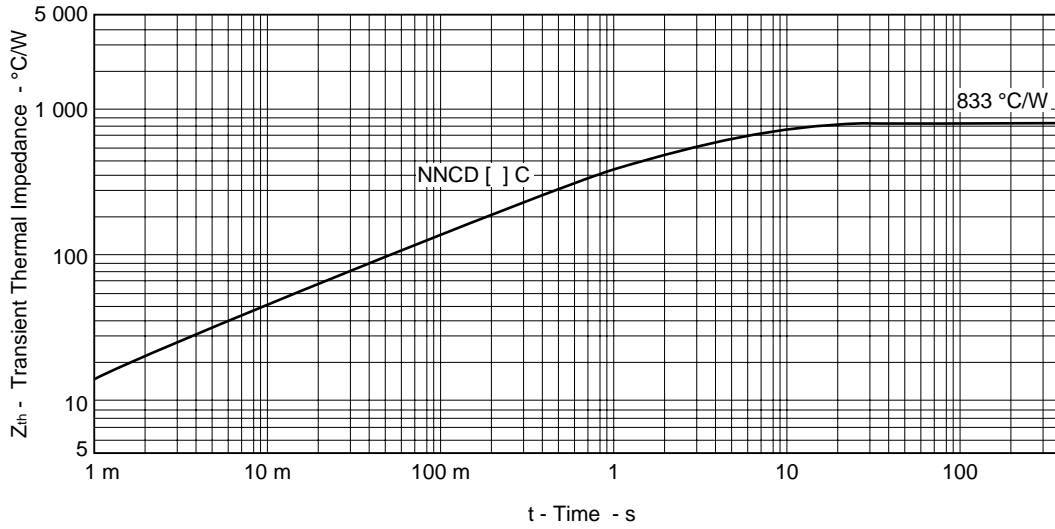
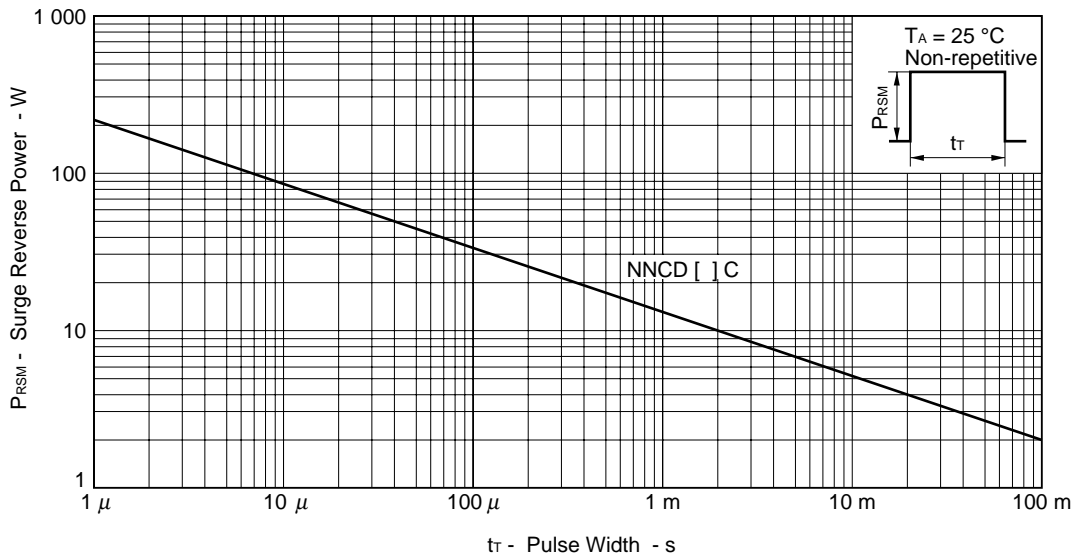
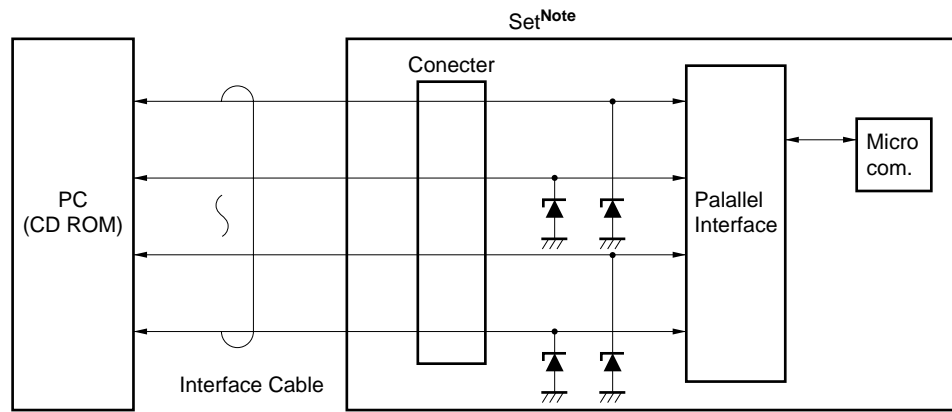


Fig. 6 SURGE REVERSE POWER RATING



Sample Application Circuits



Note Set
Printer, P.D.C, T.V Game etc.

REFERENCE

| Document Name | Document No. |
|---|--------------|
| NEC semiconductor device reliability/quality control system | C11745E |
| NEC semiconductor device reliability/quality control system | MEI-1201 |
| Quality grade on NEC semiconductor device | C11531E |
| Semiconductor device mounting technology manual | C10535E |
| Guide to quality assurance for semiconductor device | MEI-1202 |

[MEMO]

[MEMO]

No part of this document may be copied or reproduced in any form or by any means without the prior written consent of NEC Corporation. NEC Corporation assumes no responsibility for any errors which may appear in this document.

NEC Corporation does not assume any liability for infringement of patents, copyrights or other intellectual property rights of third parties by or arising from use of a device described herein or any other liability arising from use of such device. No license, either express, implied or otherwise, is granted under any patents, copyrights or other intellectual property rights of NEC Corporation or others.

While NEC Corporation has been making continuous effort to enhance the reliability of its semiconductor devices, the possibility of defects cannot be eliminated entirely. To minimize risks of damage or injury to persons or property arising from a defect in an NEC semiconductor device, customers must incorporate sufficient safety measures in its design, such as redundancy, fire-containment, and anti-failure features.

NEC devices are classified into the following three quality grades:

"Standard", "Special", and "Specific". The Specific quality grade applies only to devices developed based on a customer designated "quality assurance program" for a specific application. The recommended applications of a device depend on its quality grade, as indicated below. Customers must check the quality grade of each device before using it in a particular application.

Standard: Computers, office equipment, communications equipment, test and measurement equipment, audio and visual equipment, home electronic appliances, machine tools, personal electronic equipment and industrial robots

Special: Transportation equipment (automobiles, trains, ships, etc.), traffic control systems, anti-disaster systems, anti-crime systems, safety equipment and medical equipment (not specifically designed for life support)

Specific: Aircrafts, aerospace equipment, submersible repeaters, nuclear reactor control systems, life support systems or medical equipment for life support, etc.

The quality grade of NEC devices is "Standard" unless otherwise specified in NEC's Data Sheets or Data Books. If customers intend to use NEC devices for applications other than those specified for Standard quality grade, they should contact an NEC sales representative in advance.

Anti-radioactive design is not implemented in this product.