

SHINDENGEN

General Purpose Rectifiers

SIL Bridges

D2SB60L

600V 1.5A

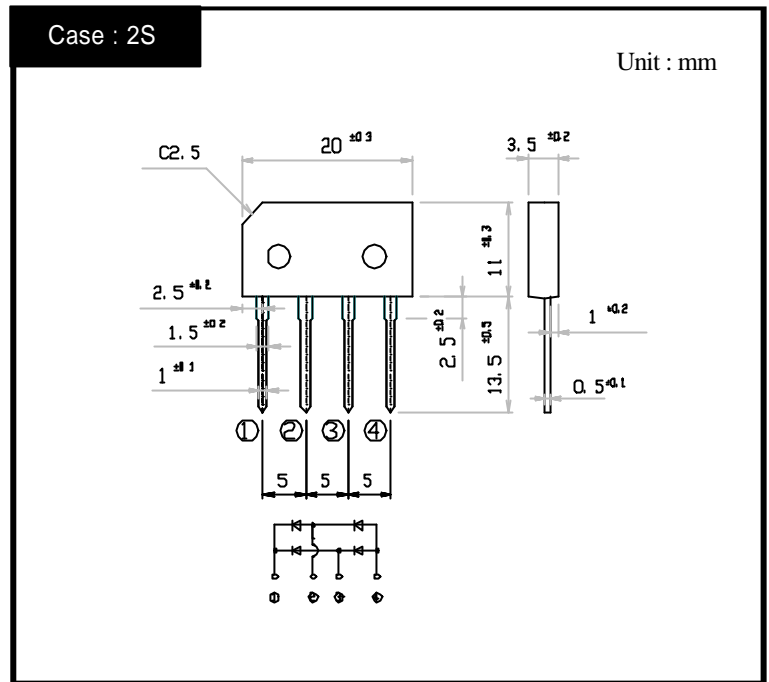
FEATURES

- Thin Single In-Line Package
- High IFSM
- Applicable to Automatic Insertion

APPLICATION

- Switching power supply
- Home Appliances, Office Equipment
- Telecommunication, Factory Automation

OUTLINE DIMENSIONS



RATINGS

Absolute Maximum Ratings (If not specified $T_I=25$)

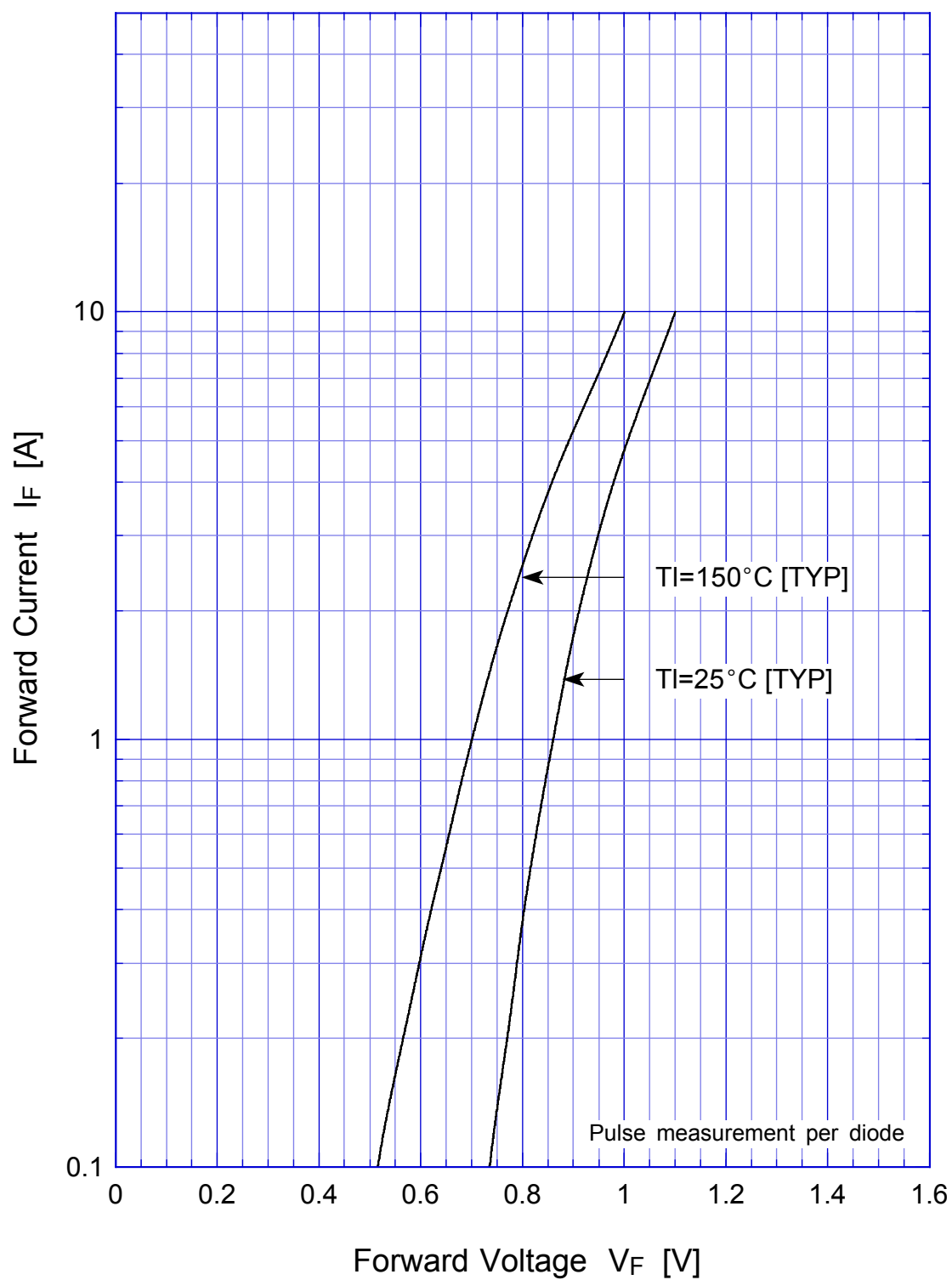
Item	Symbol	Conditions	Ratings	Unit
Storage Temperature	T_{stg}		-40 ~ 150	
Operating Junction Temperature	T_j		150	
Maximum Reverse Voltage	V_{RM}		600	V
Average Rectified Forward Current	I_O	50Hz sine wave, R-load, On glass-epoxy substrate, $T_a=25$	1.5	A
Peak Surge Forward Current	I_{FSM}	50Hz sine wave, Non-repetitive 1cycle peak value, $T_j=25$	120	A
Current Squared Time	I^2t	1ms $t < 10ms$ $T_j = 25$	40	A ² s

Electrical Characteristics (If not specified $T_I=25$)

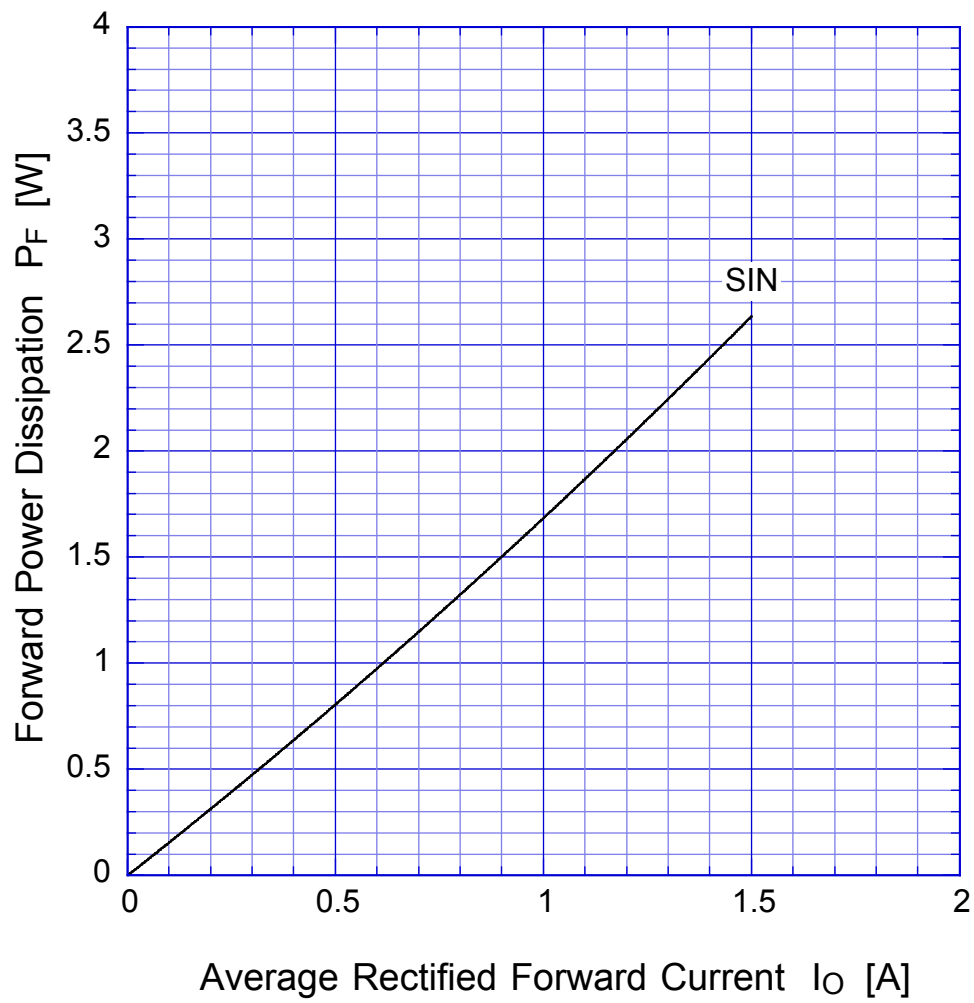
Item	Symbol	Conditions	Ratings	Unit
Forward Voltage	V_F	$I_F=0.75A$, Pulse measurement, Rating of per diode	Max.1.05	V
Reverse Current	I_R	$V_R=V_{RM}$, Pulse measurement, Rating of per diode	Max.10	μA
Reverse Recovery Time	t_{rr}	$I_F=0.1A$, $I_R=0.1A$, Rating of per diode	Max.10	μs
Thermal Resistance	θ_{jl}	junction to lead	Max.10	/W
	θ_{ja}	junction to ambient	Max.47	

D2SB60L

Forward Voltage



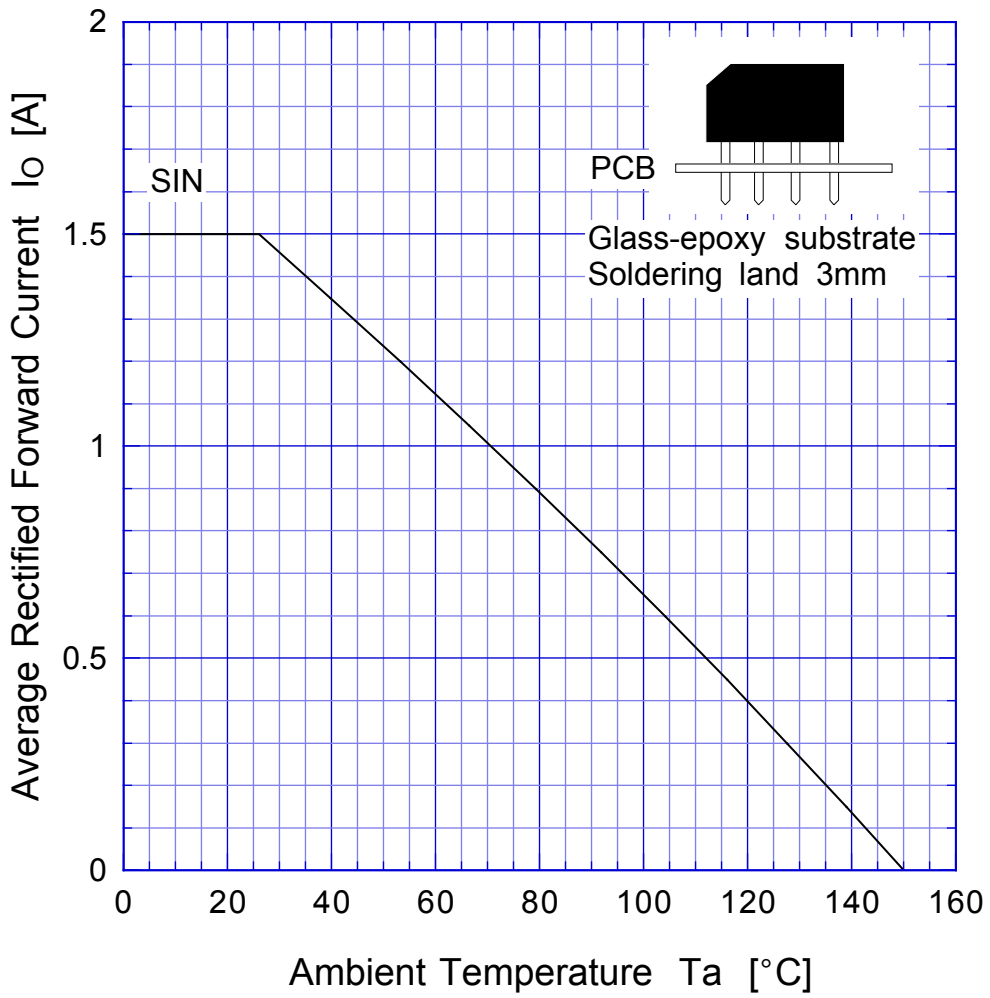
D2SB60L Forward Power Dissipation



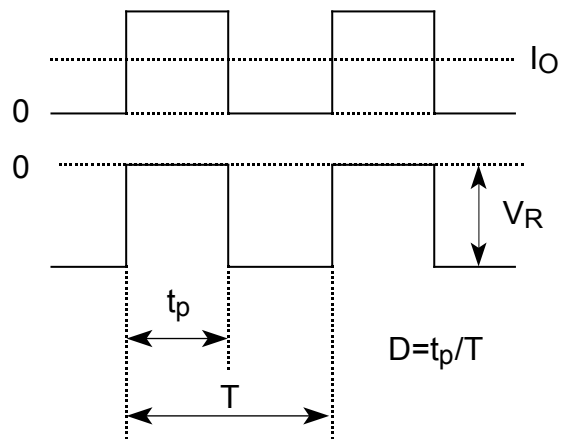
$T_j = 150^\circ\text{C}$
Sine wave

D2SB60L

Derating Curve



$V_R = 600V$



D2SB60L

Peak Surge Forward Capability

